

BILANT  
 31.12.2019

186 / 3001.2020

M.F.P. A.T. S.P. U.G.R.E.P. Galati  
 pag.: 102 - lei - 2020

DENUMIRE INDICATORI	SOLD LA INCEPUTUL PERIOADEI	SOLD LA SFARSITUL PERIOADEI
JUDETUL CONSTANTA		
2.Instalatii tehnice, mijloace de transport, animale, plantatii, mobilier, aparatura birotica si alte active corporale (ct.2130100+2130200+2130300+2130400+2140000+2310000-2810301-2810302-2810303-2810304-2810400-2910301-2910302-2910303-2910304-2910400-2930200*)	✓ 1.168.500 ✓	1.171.436 ✓
3.Terenuri si cladiri (ct.2110100+2110200+2120101+2120102+2120201+2120301+2120401+2120501+2120601+2120901+2310000-2810100-2810201-2810202-2810203-2810204-2810205-2810206-2810207-2810208-2910100-2910201-2910202-2910203-2910204-2910205-2910206-2910207-2910208-2930200)	✓ 16.590.818 ✓	16.590.818 ✓
5.Active financiare necurente (investitii pe termen lung) peste un an (ct.2600100+2600200+2600300+2650000+2670201+2670202+2670203+2670204+2670205+2670208-2960101-2960102-2960103-2960200), din care:	✓ 300 ✓	300
Titluri de participare (ct.2600100+2600200+2600300-2960101-2960102-2960103)	✓ 300 ✓	300
7.TOTAL ACTIVE NECURENTE (rd.03+04+05+06+07+09)	✓ 17.759.618 ✓	17.762.554
1.Stocuri (ct.3010000+3020100+3020200+3020300+3020400+3020500+3020600+3020700+3020800+3020900+3030100+3030200+3040100+3040200+3050100+3050200+3070000+3090000+3310000+3320000+3410000+3450000+3460000+3470000+3490000+3510100+3510200+3540100+3540500+3540600+3560000+3570000+3580000+3590000+3610000+3710000+3810000+/-3480000+/-3780000-3910000-3920100-3920200-3920300-3930000-3940100-3940500-3940600-3950100-3950200-3950300-3950400-3950600-3950700-3950800-3960000-3970100-3970200-3970300-3980000-4420803)	✓ 445.322 ✓	460.134
Creante din operatiuni comerciale, avansuri si alte decontari (ct.2320000+2340000+4090101+4090102+4110101+4110108+4130100+4180000+4250000+4280102+4610101+4610109+4730109**+4810101+4810102+4810103+4810900+4830000+4840000+4890101+4890301-4910100-4960100+5120800) din care:	✓ 36.581 ✓	
Creante bugetare (ct.4310100**+4310200**+4310300**+4310400**+4310500**+4310600**+4310700**+4370100**+4370200**+4370300**+4420400+4420802+4440000**+4460100**+4460200**+4480200+4610102+4610104+4630000+4640000+4650100+4650200+4660401+4660402+4660500+4660900+4810101**+4810102**+4810103**+4810900**-4970000), din care:	✓ 359.322 ✓	428.767
Creantele bugetului general consolidat (ct.4630000+4640000+4650100+4650200+4660401+4660402+4660500+4660900-4970000)	✓ 359.322 ✓	428.767
Total creante curente (rd.21+23+25+27)	✓ 395.903 ✓	428.767
Conturi la trezorerie, casa in lei. (ct.5100000+5120101+5120501+5130101+5130301+5130302+5140101+5140301+5140302+5150101+5150103+5150301+5150500+5150600+5160101+5160301+5160302+5170101+5170301+5170302+5200100+5210100+5210300+5230000+5250101+5250102+5250301+5250302)		

BILANT  
31.12.2019

pag.: 1 - lei -

COD	DENUMIRE INDICATORI	SOLD LA INCEPUTUL PERIOADEI	SOLD LA SFARSITUL PERIOADEI
0	JUDETUL CONSTANTA		
01004	2.Instalatii tehnice, mijloace de transport, animale, plantatii, mobilier, aparatura birotica si alte active corporale (ct.2130100+2130200+2130300+2130400+2140000+2310000-2810301-2810302-2810303-2810304-2810400-2910301-2910302-2910303-2910304-2910400-2930200*)	1.168.500	1.171.436
01005	3.Terenuri si cladiri (ct.2110100+2110200+2120101+2120102+2120201+2120301+2120401+2120501+2120601+2120901+2310000-2810100-2810201-2810202-2810203-2810204-2810205-2810206-2810207-2810208-2910100-2910201-2910202-2910203-2910204-2910205-2910206-2910207-2910208-2930200)	16.590.818	16.590.818
01007	5.Active financiare necurente (investitii pe termen lung) peste un an (ct.2600100+2600200+2600300+2650000+2670201+2670202+2670203+2670204+2670205+2670208-2960101-2960102-2960103-2960200), din care:	300	300
01008	Titluri de participare (ct.2600100+2600200+2600300-2960101-2960102-2960103)	300	300
01015	7.TOTAL ACTIVE NECURENTE (rd.03+04+05+06+07+09)	17.759.618	17.762.554
01019	1.Stocuri (ct.3010000+3020100+3020200+3020300+3020400+3020500+3020600+3020700+3020800+3020900+3030100+3030200+3040100+3040200+3050100+3050200+3070000+3090000+3310000+3320000+3410000+3450000+3460000+3470000+3490000+3510100+3510200+3540100+3540500+3540600+3560000+3570000+3580000+3590000+3610000+3710000+3810000+/-3480000+/-3780000-3910000-3920100-3920200-3920300-3930000-3940100-3940500-3940600-3950100-3950200-3950300-3950400-3950600-3950700-3950800-3960000-3970100-3970200-3970300-3980000-4420803)	445.322	460.134
01021	Creante din operatiuni comerciale, avansuri si alte decontari (ct.2320000+2340000+4090101+4090102+4110101+4110108+4130100+4180000+4250000+4280102+4610101+4610109+4730109**+4810101+4810102+4810103+4810900+4830000+4840000+4890101+4890301-4910100-4960100+5120800) din care:	36.581	
01023	Creante bugetare (ct.4310100**+4310200**+4310300**+4310400**+4310500**+4310600**+4310700**+4370100**+4370200**+4370300**+4420400+4420802+4440000**+4460100**+4460200**+4480200+4610102+4610104+4630000+4640000+4650100+4650200+4660401+4660402+4660500+4660900+4810101**+4810102**+4810103**+4810900**-4970000), din care:	359.322	428.767
01024	Creantele bugetului general consolidat (ct.4630000+4640000+4650100+4650200+4660401+4660402+4660500+4660900-4970000)	359.322	428.767
01030	Total creante curente (rd.21+23+25+27)	395.903	428.767
01033	Conturi la trezorerie, casa in lei. (ct.5100000+5120101+5120501+5130101+5130301+5130302+5140101+5140301+5140302+5150101+5150103+5150301+5150500+5150600+5160101+5160301+5160302+5170101+5170301+5170302+5200100+5210100+5210300+5230000+5250101+5250102+5250301+5250302)		



COD	DENUMIRE INDICATORI	SOLD LA INCEPUTUL PERIOADEI	SOLD LA SFARSITUL PERIOADEI
	+5250400+5260000+5270000+5280000+5290101+5290201+5290301+5290400		
	+5290901+5310101+5410101+5500101+5520000+5550101+5550400+5570101		
	+5580101+5580201+5590101+5600101+5600300+5600401+5610101+5610300		
	+5620101+5620300+5620401+5710100+5710300+5710400+5740101+5740102		
	+5740301+5740302+5740400+5750100+5750300+5750400-7700000)	61.986 ✓	47.947
01040	Total disponibilitati si alte valori (rd.33+33.1+35+35.1)	61.986	47.947
01045	7.TOTAL ACTIVE CURENTE (rd.19+30+31+40+41+41.1+42)	903.211 ✓	936.848
01046	8.TOTAL ACTIVE (rd.15+45)	18.662.829 ✓	18.699.402
01060	1.Datorii comerciale, avansuri si alte decontari (ct.2690100+4010100+4030100+4040100+4050100+4080000+4190000+4620101+4620109+4730109+4810101+4810102+4810103+4810900+4830000+4840000+4890201+5090000+5120800), din care:	922.931 ✓	297.235
010601	Decontari privind incheiere executiei bugetului de stat din anul curent (ct.4890201)	646.836 ✓	
01061	Datorii comerciale si avansuri (ct.4010100+4030100+4040100+4050100+4080000+4190000+4620101), din care:	276.095 ✓	297.235
01062	2.Datorii catre bugete (ct.4310100+4310200+4310300+4310400+4310500+4310600+4310700+4370100+4370200+4370300+4400000+4410000+4420300+4420801+4440000+4460100+4460200+4480100+4550501+4550502+4550503+4620109+4670100+4670200+4670300+4670400+4670500+4670900+4730109+4810900),din care:	23.225 ✓	27.037
010631	Contributii sociale (ct.4310100+4310200+4310300+4310400+4310500+4310600+4310700+4370100+4370200+4370300)	20.720 ✓	22.021
01072	6.Salariile angajatilor (ct.4210000+4230000+4260000+4270100+4270300+4280101)	76.301 ✓	21.050
01073	7.Alte drepturi cuvenite altor categorii de persoane (pensii, indemnizatii de somaj, burse) (ct.4220100+4220200+4240000+4260000+4270200+4270300+4290000+4380000), din care:	5.810 ✓	8.973
01078	10.TOTAL DATORII CURENTE (rd.60+62+65+70+71+72+73+74+75)	1.028.267 ✓	354.295
01079	11.TOTAL DATORII (rd.58+78)	1.028.267	354.295
01080	12.ACTIVE NETE = TOTAL ACTIVE - TOTAL DATORII = CAPITALURI PROPRII (rd.80=rd.46-79=rd.90)	17.634.562 ✓	18.345.107
01084	1.Rezerve, fonduri (ct.1000000+1010000+1020101+1020102+1020103+1030000+1040101+1040102+1040103+1050100+1050200+1050300+1050400+1050500+/-1060000+1060000+1320000+1330000)	16.590.818 ✓	16.590.818
01085	2.Rezultatul reportat (ct.1170000-sold creditor)	1.369.057 ✓	1.903.726
01088	5.Rezultatul patrimonial al exercitiului (ct.1210000- sold debitor)	325.313 ✓	149.437
01090	6.TOTAL CAPITALURI PROPRII (rd.84+85-86+87-88)	17.634.562 ✓	18.345.107

Conducatorul institutiei



Conducatorul compartimentului financiar-contabil


CONTUL DE REZULTAT PATRIMONIAL

31.12.2019


pag.: 1 - lei -

COD	DENUMIRE INDICATORI	An precedent	An curent
0	JUDETUL CONSTANTA		
02002	1.Venituri din impozite, taxe, contributi de asigurari si alte venituri ale bugetelor (ct.7300100+7300200+7300201+7300202+7300203+7310100+7310200+7320100 + 7330000+7340000+7350100+7350200+7350300+7350400+7350500+7350600+ 7350601+7350602+7360100+7390000+7450100+ 7450200+7450300+7450400+ 7450500+7450700+7450900+7460100+7460200+7460300+7460900)	2.849.793	2.515.464
02003	2.Venituri din activitati economice (ct.7210000+7220000+7510100+7510200+/-7090000)	5.972	48.176
02004	3.Finantari, subventii, transferuri, alocatii bugetare cu destinatie speciala (ct.7510500+7710000+7720100+7720200+7740100+7740200+7750000+ 7760000+7780000+7790101+7790109)	2.403.544	1.215.982
02005	4.Alte venituri operationale (ct.7140000+7180000+7500000+7500100+7500200 +7510300+7510400+7810200+7810300+7810401+7810402+7770000)	75.573	86.036
02006	TOTAL VENITURI OPERATIONALE (rd.02+03+04+05)	5.334.882	3.865.658
02008	1.Salarii si contributiile sociale aferente angajatilor (ct.6410000+6420000+6450100+ 6450200+6450300+6450400+6450500+6450600+6450700+6450800+6460000+ 6470000)	1.050.406	1.049.230
02009	2.Subventii si transferuri (ct.6700000+6710000+6720000+6730000+6740000+ 6750000+6760000+6770000+6780000+6790000)	219.914	208.504
02010	3.Stocuri, consumabile, lucrari si servicii executate de terti (ct.6010000+6020100+ 6020200+6020300+6020400+6020500+6020600+6020700+6020800+6020900+ 6030000+6060000+6070000+6080000+6090000+6100000+6110000+6120000+ 6130000+6140000+6220000+6230000+6240100+6240200+6260000+6270000+ 6280000+6290100)	1.089.925	1.084.566
02011	4.Cheltuieli de capital, amortizari si provizioane (ct.6290200+6810100+ 6810200+6810300+6810401+6810402+6820101+6820109+ 6820200+6890100+6890200)	2.920.201	1.661.012
02012	5. Alte cheltuieli operationale (ct.6350100+6540000+6580101+6580109)	9.739	11.783
02013	TOTAL CHELTUIELI OPERATIONALE (rd.08+09+10+11+12)	5.290.185	4.015.095
02015	- EXCEDENT (rd.06-rd.13)	44.697	
02016	- DEFICIT (rd.13-rd.06)		149.437
02023	- EXCEDENT (rd.15+20-16-21)	44.697	
02024	- DEFICIT (rd.16+21-15-20)		149.437
02025	VIII. VENITURI EXTRAORDINARE (ct.7910000)	288.488	
02028	- EXCEDENT (rd.25-rd.26)	288.488	
020292	- EXCEDENT (rd.23+28-24-29)	333.185	
020293	- DEFICIT (rd.24+29-23-28)		149.437
02031	- EXCEDENT (rd.29.2-29.4)	333.185	
02032	- DEFICIT (rd.29.3+29.4)		149.437

Conducatorul institutiei




Conducatorul compartimentului  
financiar- contabil





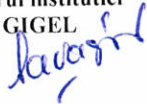

**SITUATIA MODIFICARILOR ÎN STRUCTURA ACTIVELOR NETE /CAPITALURILOR PROPRII**

- lei -

cod 25

Denumirea elementului de capital	Cod rand	Sold la inceputul anului	Cresteri	Reduceri	Sold la sfarsitul anului
A	B	1	2	3	4
Fondul activelor fixe necorporale (ct.1000000)	01				
Fondul bunurilor care alcatuiesc domeniul public al statului (ct.1010000)	02				
Fondul bunurilor care alcatuiesc domeniul privat al statului (ct.1020101)	03				
Fondul bunurilor care alcatuiesc proprietatea privata a institutiei publice (ct.1020102)	03.1				
Fondul bunurilor care alcatuiesc domeniul privat al statului – reprezentand bunuri confiscate sau intrate, potrivit legii, in proprietatea privata a statului, altele decat active fixe (ct.1020103)	03.2		X		
Fondul bunurilor care alcatuiesc domeniul public al unitatilor administrativ teritoriale (ct.1030000)	04	15354018			15354018
Fondul bunurilor care alcatuiesc domeniul privat al unitatilor administrativ teritoriale (ct.1040101)	05	1236800			1236800
Fondul bunurilor care alcatuiesc proprietatea privata a institutiei publice din administratia locala (ct.1040102)	05.1				
Fondul bunurilor care alcatuiesc domeniul privat al unitatilor administrativ – teritoriale – reprezentand bunuri confiscate sau intrate, potrivit legii, in proprietatea privata a unitatilor administrativ – teritoriale, altele decat active fixe (ct.1040103)	05.2		X		
Rezerve din reevaluare (ct.1050100+1050200+1050300+1050400+1050500)	06				
Diferente din reevaluare si diferente de curs aferente dobanzilor incasate (SAPARD) (ct.1060000)	07				
Fondul de rulment (ct.131)	08		X	X	X
Fondul de rezerva al bugetului asigurarilor sociale de stat (ct.1320000)	09				
Fondul de rezerva constituit conform Legii nr.95/2006 (ct.1330000)	10				
Fondul de amortizare aferent activelor fixe detinute de serviciile publice de interes local (ct.134)	11		X	X	X
Fondul de risc (ct.135)	12		X	X	X
Fondul depozitelor speciale constituite pentru constructii de locuinte (ct.136)	13		X	X	X
Fondul de dezvoltare a spitalelor speciale (ct.137)	14		X	X	X
Fondul de dezvoltare a spitalelor (ct.1390100)	15				
Alte fonduri (ct.1392+ct.1393+ct.1394+ct.1396+ct.1399)	16		X	X	X
Rezultatul reportat (ct.1170000 - sold creditor)	17	1369057	742458	207789	1903726
Rezultatul reportat (ct.1170000 - sold debitor)	18				
Rezultatul patrimonial al exercitiului (ct.1210000 - sold creditor)	19				
Rezultatul patrimonial al exercitiului (ct.1210000 - sold debitor)	20	325313	4161457	4337333	149437
<b>Total capitaluri proprii</b>	<b>21</b>	<b>17634562</b>	<b>X</b>	<b>X</b>	<b>18345107</b>

Conducatorul institutiei  
SAVA GIGEL

Conducatorul compartimentului  
financiar - contabil



cod 03

- lei -

Denumire indicatori	Rand	Total	CASA ct. 5310101	Buget de stat ct. 5200100/770000	Bugeti locali ct. 5210100/7700000	Buget asigurari sociale de stat ct. 5250101+/5250102/7700000	Buget asigurari pentru somaj ct. 5740101+/5740102/7700000	Buget Fond national unic de asigurari de sanatate ct. 5710100/7700000	Buget Fond pentru mediu ct. 5750100/7700000	Buget Trezoreria Statului ct. 5240100/7700000	Buget institutii publice finantate integral din venituri proprii ct. 5600101/7700000	Buget institutii publice finantate din venituri proprii si subvenții ct. 5610100/7700000	Buget activitati finantate din venituri proprii si buget activitati de privatizare ct. 5620101/7700000	Buget imprumuturi interne si externe ct. 5130101+/5140101+/5160101+/5170101/7700000	Buget fonduri externe nerambursabile (sursa D) ct. 5150103/7700000	Alte disponibilitati (ct. 5xx)
A	B	1=2+3...+15	2	3	4	5	6	7	8	9	10 F	11 G	12 E	13 C	14 D	15
I. Numerar din activitatea operationala	01															
1. Incasari	02	5,248,745	1,245,020		3,971,855											31,870
2. Plati	03	3,592,771	1,245,020		2,315,881											31,870
3. Numerar net din activitatea operationala	04	1,655,974			1,655,974											
II. Numerar din activitatea de investitii	05															
1. Incasari	06															
2. Plati	07	1,670,013			1,670,013											
3. Numerar net din activitatea de investitii	08	-1,670,013			-1,670,013											
III. Numerar din activitatea de finantare	09															
1. Incasari	10															
2. Plati	11															
3. Numerar net din activitatea de finantare	12															
IV. Cresterea (discresterea) neta de numerar si echivalent de numerar	13	-14,039			-14,039											
V. Numerar si echivalent de numerar la inceputul perioadei	14	61,986			61,986											
- sume recuperate din excedentul anului precedent	14.1	60,000			60,000											
- sume utilizate din excedentul anului precedent	14.2	60,000			60,000											
Sume transferate din disponibilitati neutilizate la finele anului precedent	14.3															
Numerar si echivalent de numerar la sfirsitul perioadei	15	47,947			47,947											



Conducatorul compartimentului financiar-contabil,

*[Signature]*



Conducatorul institutiei,

SAVA GIGEL

*[Signature]*



Denumirea activelor fixe	Cod rand	Existent la 31-12-2019		Sold la inceputul anului	TOTAL, din care 4=5+6+7+8	diferente din reevaluare	achizitii	Cresteri			
		Nr.	Mp.					transferuri/primite cu titlu gratuit	donatii si sponsorizari	alte cai	
											7
<b>A</b>	<b>B</b>	<b>1</b>	<b>2</b>	<b>3</b>	<b>4=5+6+7+8</b>	<b>5</b>	<b>6</b>	<b>7</b>	<b>8</b>	<b>9</b>	
<b>ACTIVE FIXE NECORPORALE</b>	01										
Cheltuieli de dezvoltare (ct.2030000)	02										
Concesiuni, brevete, licente, marci comerciale, drepturi si active similare (ct. 2050000)	03										
Alte active fixe necorporate (ct.2080100, 2080200)	04										
<b>TOTAL (rd.02+03+04)</b>	05										
<b>ACTIVE FIXE CORPORALE</b>	06										
Amenajari la terenuri (ct.2110200)	07										
Constructii(ct.2120101+2120102+2120201+2120301+2120401+2120501+2120601+2120901) (rd.08 = de la rd.09 la rd.16) din care:	08										
- drumuri publice, exclusiv poduri, podete, pasarele si viaducte si tunele (ct.2120101)	09										
- drumuri industriale agricole (ct.2120102)	10										
- infrastructura pentru transport feroviar, exclusiv poduri, podete, pasarele si viaducte si tunele (ct.2120201)	11										
- poduri, podete, pasarele si viaducte pentru transporturi feroviare si rutiere; viaducte (ct.2120301)	12										
- tunele (ct.2120401)	13										
- piste pentru aeroporturi si platforme de stationare pentru avioane si autovehicule; constructii aeroportuare (ct.2120501)	14										
- canale pentru navigatie (ct.2120601)	15										
- alte active fixe incadrate in grupa constructii (ct.2120901)	16										
Instalatii tehnice, mijloace de transport, animale si plantatii (ct.2130100, 2130200, 2130300, 2130400)	17			1598410							
Mobilier, aparatura birou, echipamente de protectie a valorilor umane si materiale si alte active fixe corporale (ct.2140000)	18			75610	18000		18000				
<b>TOTAL (rd.07+08+17+18)</b>	19			1674020	18000		18000				
<b>TOTAL ACTIVE FIXE (rd.05+19)</b>	20			1674020	18000		18000				

Conducatorul institutiei

SAVA GIGEL



Conducatorul compartimentului financiar - contabil


*[Handwritten signature]*

Denumirea activelor fixe	Cod rd.	Reduceri										Sold la sfarsitul anului			Ajustari de valoare			Valoare contabila neta, din care:	
		TOTAL, din care	Difer. reeval.	Elimin. amortiz.	Dezmemb. casari	Transf. tit.gratuit	Vanzari	Alte cai	Sold la incep. an	Cresteri	Reduceri	Sold la sfars. an	Domeniul privat al statului	Domeniul privat al UAT	Proprietatea privata a instit. publice				
A	B	10	11	12	13	14	15	16	17	18	19	20	21	22	22	22			
<b>ACTIVE FIXE NECORPORALE</b>	01																		
Cheltuieli de dezvoltare (ct.2030000)	02																		
Concesii, brevete, licente, marci comerciale, drepturi si active similare (ct.2050000)	03																		
Alte active fixe necorporale (ct.2080100, 2080200)	04																		
<b>TOTAL (rd.02+03+04)</b>	05																		
<b>ACTIVE FIXE CORPORALE</b>	06																		
Amenajari la terenuri (ct.2110200)	07																		
Constructii (ct.2120101+2120102+2120201+2120301+2120401+2120501+2120601+2120901) (rd.08 = de la rd.09 la rd.16) din care:	08																		
- drumuri publice, exclusiv poduri, podete, pasarele si viaducte si tunele (ct.2120101)	09																		
- drumuri industriale agricole (ct.2120102)	10																		
- infrastructura pentru transport feroviar, exclusiv poduri, podete, pasarele si viaducte si tunele (ct.2120201)	11																		
- poduri, podete, pasarele si viaducte pentru transportul feroviar si rutiere; viaducte (ct.2120301)	12																		
- tunele (ct.2120401)	13																		
- piste pentru aeroporturi si platforme de stationare pentru avioane si autovehicule, constructii aeroportuare (ct.2120501)	14																		
- canale pentru navigatie (ct.2120601)	15																		
- alte active fixe incadrate in grupa constructii (ct.2120901)	16																		
Instalatii tehnice, mijloace de transport, animale si plantatii (ct.2130100, 2130200, 2130300, 2130400)	17								1598410	440948	15064		456012			1142398			
Mobilier, aparatura birou, echipamente de protectie a valorilor umane si materiale si alte active fixe corporale (ct.2140000)	18								93610	64572			64572			29038			
<b>TOTAL (rd.07+08+17+18)</b>	19								1692020	505520	15064		520584			1171436			
<b>TOTAL ACTIVE FIXE (rd.05+19)</b>	20								1692020	505520	15064		520584			1171436			

Conducatorul institutiei

Conducatorul compartimentului financiar - contabil

SAVA GIGEL





**SITUAȚIA ACTIVELOR FIXE NEAMORTIZABILE**

la data de 31.12.2019

- lei -

cod 28

Denumirea activelor fixe	Cod rand	Existent la 31.12.2019			Sold la inceputul anului	TOTAL, din care	Cresteri												
		Ha.	Nr.	Mp.			diferente din reevaluare	achizitii	transferuri/primate cu titlu gratuit	donatii si sponsorizari	alte cai								
												1	2	3	4	5=6+7+8+9+10	6	7	8
<b>A</b>	<b>B</b>																		
<b>ACTIVE FIXE NECORPORALE</b>																			
Inregistrari ale evenimentelor cultural-sportive (ct. 2060000)	01																		
Active fixe necorporale in curs de executie (ct. 2330000)	02																		
<b>TOTAL (rd.02 + 03)</b>	03																		
<b>ACTIVE FIXE CORPORALE</b>	04																		
Amenajari la terenuri (ct. 2110200)	05																		
Terenuri (ct. 2110100)	06								138911										
Construcții(ct.2120101+2120102+2120201+2120301+2120401+2120501+2120601+2120901) (rd.08 = de la rd.09 la rd.16) din care:	07								2300249										
- drumuri publice, exclusiv poduri, podete, pasarele si viaducte si tunele (ct.2120101)	08								14151658										
- drumuri industriale agricole (ct.2120102)	09																		
- infrastructura pentru transport feroviar, exclusiv poduri, podete, pasarele si viaducte si tunele (ct.2120201)	10																		
- poduri, podete, pasarele si viaducte pentru transporturi feroviare si rutiere; viaducte (ct.2120301)	11																		
- tunele (ct.2120401)	12									9959									
- piste pentru aeroporturi si platforme de stationare pentru avioane si autovehicule; constructii aeroportuare (ct.2120501)	13																		
- canale pentru navigatie (ct.2120601)	14																		
- altele active fixe incadrate in grupa constructiilor (ct.2120901)	15																		
Instalatii tehnice, mijloace de transport, animale si plantatii (ct.2130100, 2130200, 2130300, 2130400)	16									14141699									
Mobilier, aparatura birotica, echipamente de protectie a valorilor umane si materiale si altele active fixe corporale (ct.2140000)	17																		
Active fixe corporale in curs de executie (ct. 2310000)	18																		
Alte active nefinanciare (ct. 2150000)	19																		
<b>TOTAL (rd.06+07+08+17+18+19+20)</b>	20								16590818										
<b>TOTAL ACTIVE FIXE (rd.04 + 21)</b>	21								16590818										
	22																		

Conducatorul compartimentului financiar - contabil,

SAVA GIGEL




SITUAȚIA ACTIVELOR FIXE NEAMORTIZABILE

la data de 31.12.2019

cod 29

- lei -

Denumirea activelor fixe	Cod rd.	Reduceri						Sold la sfarsitul anului		Valoarea activelor fixe neamortizabile						
		TOTAL, din care	Diferenta reeval.	Dezmern. casari	Transf. titlu gratuit	Vanzari	Alte cai	17=5+5-11	17=18+...+24	Fondul activelor fixe necorporale	Domeniul public al statului	Domeniul privat al statului	Proprietatea privata a inst. publice	Domeniul public al UAT	Domeniul privat al UAT	Proprietatea privata a inst. publice locale
<b>A</b>	<b>B</b>															
<b>ACTIVE FIXE NECORPORALE</b>	01															
Inregistrari ale evenimentelor culturale-sportive (ct. 2060000)	02															
Active fixe necorporale in curs de executie (ct. 2330000)	03															
<b>TOTAL (rd.02 + 03)</b>	04															
<b>ACTIVE FIXE CORPORALE</b>	05															
Amenajari la terenuri (ct. 2110200)	06							138911					138911			
Terenuri (ct. 2110100)	07							2300249					1146147	1154102		
Constructii (ct.2120101+2120102+2120201+2120301+2120401+2120501+2120601+2120901) (rd.08 = de la rd.09 la rd.16) din care:	08							14151658					14068960	82698		
- drumuri publice, exclusiv poduri, podete, pasarele si viaducte si tunele (ct.2120101)	09															
- drumuri industriale agricole (ct.2120102)	10															
- infrastructura pentru transport feroviar, exclusiv poduri, podete, pasarele si viaducte si tunele (ct.2120201)	11															
- poduri, podete, pasarele si viaducte pentru transporturi feroviare si rutiere; viaducte (ct.2120301)	12							9959					9959			
- tunele (ct.2120401)	13															
- piste pentru aeroporturi si platforme de stationare pentru avioane si autovehicule; constructii aeroportuare (ct.2120501)	14															
- canale pentru navigatie (ct.2120601)	15															
- alte active fixe incadrate in grupa constructii (ct.2120901)	16							14141699					14059001	82698		
Instalatii tehnice, mijloace de transport, animale si plantatii (ct.2130100, 2130200, 2130300, 2130400)	17															
Mobilier, aparatura birou, echipamente de protectie a valorilor umane si materiale si alte active fixe corporale (ct.2140000)	18															
Active fixe corporale in curs de executie (ct. 2310000)	19															
Alte active nefinanciare (ct. 2150000)	20															
<b>TOTAL (rd.06+07+08+17+18+19+20)</b>	21							16590818					15354018	1236800		
<b>TOTAL ACTIVE FIXE (rd.04 + 21)</b>	22							16590818					15354018	1236800		



Conducatorul institutiei, *[Signature]* Conducatorul compartimentului financiar - contabil,



Situatia activelor si datoriilor institutiilor publice  
din administratia locala  
30.12.2019

pag.: 1 - lei -

COD	DENUMIRE INDICATORI	Sold la inceputul anului	Sold la sfarsitul perioadei
0	JUDETUL CONSTANTA		
18005	Disponibilitati in lei ale institutiilor publice locale si ale institutiilor publice de subordonare locala, la trezorerii (ct.5100000+5120101+5120501+5150101+5150103+5150500+5150600+5160101+5160301+5160302+5170101+5170301+5170302+5210100+5210300+5280000+5290201+5290301+5290400+5290901+5410101+5500101+ 5520000+5550101+5570101+5580101+5580201+5600101+5600300+5610101+5610300+5620101+5620300-7700000), din care:	61.986	47.947
18008	Total (in baze cash) (rd.04+05)	61.986	47.947
18010	Total (in baze accrual)(rd.08+09)	61.986	47.947
18131	Actiuni necotate detinute de autoritatile locale la societati nefinanciare (ct.2600200-2960102)(S11)	300	300
18134	Total (la valoarea contabila neta (la valoarea de intrare mai putin ajustarile cumulate pentru pierderea de valoare) (rd.131+132+133)	300	300
18176	1.Creante ale bugetului local (ct.4640000-4970000). Total (rd.177+178+179+183), din care:	359.322	428.767
18177	- de la gospodariile populatie (S14)	359.322	428.767
18185	Total creante (rd.176+184)	359.322	428.767
18320	Datorii comerciale curente legate de livrari de bunuri si servicii (ct.4010100+4030100+ 4040100+4050100+4080000+4190000+4620101). Total (rd.321+322+326+327) din care catre:	276.095	297.235
18321	-Societati nefinanciare (S11)	276.095	297.235
18331	Datoriile institutiilor publice din administratia locala catre bugete (ct.4310100+4310200+4310300+4310400+4310500+4310600+4310700+4370100+4370200+4370300+4420300+4420801+4440000+4460100+4460200+4480100)	23.225	27.037
18332	Salariile angajatilor (ct.4210000+4230000+4260000+4270100+4270300+4280101)	76.301	21.050
18333	Alte drepturi cuvenite altor categorii de persoane (ct.4260000+4270200+4270300+4290000+4380000)	5.810	8.973
18335	Total (rd.331+332+333+334)	105.336	57.060

Conducatorul institutiei

*Javosh*



Conducatorul compartimentului  
financiar-contabil

*[Signature]*


I. PLATI RESTANTE  
31.12.2019

pag. 1 - lei -

DENUMIRE INDICATORI	COD	Sold la inceputul anului	Sold la finele perioadei	
			TOTAL	Din care: aferent sumelor angajate cu prevederi bugetare
JUDETUL CONSTANTA	0			
PLATI RESTANTE-TOTAL (rd.150+300) din care:	40001	262.644	297.235	287.235
-sub 30 de zile(rd.151+301)	40002	22.225		
- peste 30 de zile (rd.152+302)	40003		15.723	15.723
- peste 90 de zile (rd.153+303)	40004		100	100
- peste 120 zile (rd.154+304)	40005	2.541	38.984	28.984
- peste 1 an (rd.155+305)	40006	237.878	242.428	242.428
PLATI RESTANTE - TOTAL SECTIUNEA DE FUNCTIONARE (rd.160+170+240+250+270+280+290) din care:	40150	262.644	297.235	287.235
-sub 30 de zile(rd.161+171+241+251+271+281+291)	40151	22.225		
- peste 30 de zile (rd.162+172+242+252+272+282+292)	40152		15.723	15.723
- peste 90 de zile (rd.163+173+243+253+ 273+283+293)	40153		100	100
- peste 120 zile (rd.165+174+245+257+274+284+294)	40154	2.541	38.984	28.984
- peste 1 an (rd.166+175+246+258+275+285+295)	40155	237.878	242.428	242.428
Plati restante catre furnizori,creditori din operatii comerciale (ct.4010100,ct.4030100,ct.4620101,ct.4620109) (rd.161+162+163+165+166) din care:	40160	262.644	297.235	287.235
-sub 30 de zile	40161	22.225		
- peste 30 de zile	40162		15.723	15.723
- peste 90 de zile din care:	40163		100	100
- peste 120 zile	40165	2.541	38.984	28.984
- peste 1 an	40166	237.878	242.428	242.428

Conducatorul institutiei

*[Signature]*



Conducatorul compartimentului  
financiar contabil

*[Signature]*



I. PLATI RESTANTE  
-bugete locale-  
31.12.2019

pag. 2 - lei -

DENUMIRE INDICATORI	COD	Sold la inceputul anului	Sold la finele perioadei	
			TOTAL	Din care: aferent sumelor angajate cu prevederi bugetare
JUDETUL CONSTANTA	0			
PLATI RESTANTE-TOTAL (rd.150+300) din care:	42001	262.644	297.235	287.235
-sub 30 de zile(rd.151+301)	42002	22.225		
- peste 30 de zile (rd.152+302)	42003		15.723	15.723
- peste 90 de zile (rd.153+303)	42004		100	100
- peste 120 zile (rd.154+304)	42005	2.541	38.984	28.984
- pe 1 an (rd.155+305)	42006	237.878	242.428	242.428
PLATI RESTANTE - TOTAL SECTIUNEA DE FUNCTIONARE (rd.160+170+240+250+270+280+290) din care:	42150	262.644	297.235	287.235
-sub 30 de zile(rd.161+171+241+251+271+281+291)	42151	22.225		
- peste 30 de zile (rd.162+172+242+252+272+282+292)	42152		15.723	15.723
- peste 90 de zile (rd.163+173+243+253+ 273+283+293)	42153		100	100
- peste 120 zile (rd.165+174+245+257+274+284+294)	42154	2.541	38.984	28.984
- peste 1 an (rd.166+175+246+258+275+285+295)	42155	237.878	242.428	242.428
Plati restante catre furnizori,creditori din operatii comerciale (ct.4010100,ct.4030100,ct.4620101,ct.4620109)	42160			
(rd.161+162+163+165+166) din care:		262.644	297.235	287.235
-sub 30 de zile	42161	22.225		
- peste 30 de zile	42162		15.723	15.723
- peste 90 de zile din care:	42163		100	100
- peste 120 zile	42165	2.541	38.984	28.984
- peste 1 an	42166	237.878	242.428	242.428

Conducatorul institutiei

Conducatorul compartimentului  
financiar contabil



*[Handwritten signature]*

CONTUL DE EXECUTIE AL BUGETULUI LOCAL - CHELTUIELI

31.12.2019

Pag. 1 - lei-

Capi- tol	Sub- capi- tol	Pa- ra- graf	Gr- pa / Titlu	Ar- ti- col	Al- ne- at	Denumire indicator	Credite de angajament		Credite bugetare		Angajamente bugetare	Angajamente legale	Plati efectuate	Angajamente legale de platit	Cheltuieli efective
							initiale	definitive	initiale	definitive					
A							1	2	3	4	5	6	7	8=6-7	9
0						B									
						JUDETUL CONSTANTA									
5002						TOTAL CHELTUIELI	7.417.841	7.417.841	8.253.703	10.291.816	4.214.240	9.425.060	3.985.894	5.439.166	4.015.095
5100	02					Partea I-a SERVICII PUBLICE GENERALE	625.000	625.000	2.348.803	2.581.803	2.292.526	2.244.985	2.156.533	88.452	2.214.013
5102						AUTORITATI PUBLICE SI ACTIUNI EXTERNE	625.000	625.000	2.348.803	2.581.803	2.292.526	2.244.985	2.156.533	88.452	2.214.013
	01					Autoritati executive si legislative	625.000	625.000	2.348.803	2.581.803	2.292.526	2.244.985	2.156.533	88.452	2.214.013
						Autoritati executive	625.000	625.000	2.348.803	2.581.803	2.292.526	2.244.985	2.156.533	88.452	2.214.013
6000	02					Partea II-a APARARE, ORDINE PUBLICA SI SIGURANTA NATIONALA			16.000	16.000	2.080	2.080	2.080		
6102						ORDINE PUBLICA SI SIGURANTA NATIONALA			16.000	16.000	2.080	2.080	2.080		
	05					Protectie civila si protectia contra incendiilor (protectie civila nonmilitara)			16.000	16.000	2.080	2.080	2.080		
6500	02					Partea III-a CHELTUIELI SOCIAL-CULTURALE	1.247.841	1.247.841	576.900	1.950.013	685.702	1.105.973	619.666	486.307	602.401
6502						INVATAMANT	30.000	30.000	81.188	100.450	97.238	524.045	51.179	472.866	56.349
	03					Invatamant prescolar si primar	30.000	30.000	30.000	30.000	26.788	453.595	453.595		
	01					Invatamant prescolar	30.000	30.000	30.000	30.000	26.788	453.595	453.595		
	04					Invatamant secundar			49.688	68.950	68.950	68.950	49.679	19.271	54.849
						Invatamant secundar inferior			49.688	68.950	68.950	68.950	49.679	19.271	54.849
	50					Alte cheltuieli in domeniul invatamantului			1.500	1.500	1.500	1.500	1.500		1.500
6702						CULTURA, RECREERE SI RELIGIE	65.000	65.000	125.000	261.000	194.585	133.926	190.485	-56.559	188.847
	03					Servicii culturale	65.000	65.000	95.000	216.000	159.493	102.834	159.393	-56.559	157.755
						Camine culturale			95.000	216.000	159.493	102.834	159.393	-56.559	157.755
	05					Servicii recreative si sportive			25.000	40.000	28.496	28.496	28.496		28.496
						Sport			25.000	40.000	28.496	28.496	28.496		28.496
	06					Servicii religioase			5.000	5.000	6.596	2.596	2.596		2.596



Capi- tol	Sub- capi- tol	Pa- ra- graf	Gru- pa / Titlu	Ar- ti- col	Ali- ne- at	Denumire indicator	Credite de angajament		Credite bugetare		Angajamente bugetare	Angajamente legale	Plati efectuate	Angajamente legale de platit	Cheltuieli efective
							initiale	definitive	initiale	definitive					
A						B	1	2	3	4	5	6	7	8=6-7	9
6802	05					ASIGURARI SI ASISTENTA SOCIALA	1.152.841	1.152.841	370.712	1.588.563	393.879	448.002	378.002	70.000	357.205
						Asistenta sociala in caz de boli si invaliditati			91.000	91.000	99.519	83.643	83.643		86.352
						Asistenta sociala in caz de invaliditate			91.000	91.000	99.519	83.643	83.643		86.352
						Asistenta sociala pentru familie si copii	1.152.841	1.152.841	200.000	1.419.591	239.929	309.928	239.928	70.000	227.422
						Prevenirea excluderii sociale			31.740	30.000	19.831	19.831	19.831		19.831
						Ajutor social			31.740	30.000	19.831	19.831	19.831		19.831
						Alte cheltuieli in domeniul asigurarilor si asistentei sociale			47.972	47.972	34.600	34.600	34.600		23.600
						Alte cheltuieli in domeniul asistentei sociale			47.972	47.972	34.600	34.600	34.600		23.600
						Partea IV-a SERVICII SI DEZVOLTARE PUBLICA, LOCUINTE, MEDIU SI APE	200.000	200.000	97.000	327.000	259.283	687.067	232.966	454.101	224.032
						LOCUINTE, SERVICII SI DEZVOLTARE PUBLICA	200.000	200.000	87.000	317.000	259.283	687.067	232.966	454.101	224.032
						Alimentare cu apa si amenajari hidrotehnice				24.000	8.934	361.164	8.934	352.230	
						Alimentare cu apa			35.000	41.000	34.429	34.429	34.429		34.429
						Iluminat public si electrificari									
						Alte servicii in domeniile locuintelor, serviciilor si dezvoltarii comunale	200.000	200.000	52.000	252.000	215.920	291.474	189.603	101.871	189.603
						PROTECTIA MEDIULUI			10.000	10.000					
						Salubritate si gestiunea deseurilor			10.000	10.000					
						Salubritate			5.000	5.000					
						Colectarea, tratarea si distrugerea deseurilor			5.000	5.000					
						Partea V-a ACTIUNI ECONOMICE	5.345.000	5.345.000	5.215.000	5.417.000	974.649	5.384.955	974.649	4.410.306	974.649

Capi- tol	Sub- capi- tol	Pa- ra- graf	Gr- pa / Titlu	Ar- ti- col	Ali- ne- at	Denumire indicator	Credite de angajament		Credite bugetare		Angajamente legale de platit	Plati efectuate	Cheltuieli efective		
							initiale	definitive	initiale	definitive					
			A			B	1	2	3	4	5	6	7	8-6-7	9
8402						TRANSPORTURI	5.345.000	5.345.000	5.215.000	5.417.000	974.649	5.384.955	974.649	4.410.306	974.649
	03					Transport rutier	5.345.000	5.345.000	5.215.000	5.417.000	974.649	5.384.955	974.649	4.410.306	974.649
		01				Drumuri si poduri	5.345.000	5.345.000	5.215.000	5.417.000	974.649	5.364.955	974.649	4.390.306	974.649
		03				Strazi						20.000		20.000	

*Severus*

*[Signature]*





DETALIEREA CHELTUIELILOR

- buget local -

31.12.2019

Capi- tol	Sub- capi- tol	Pa- ra- graf	Gru- pa / Titlu	Ali- ne- at	Denumire indicator	Credite de angajament		Credite bugetare		Angajamente bugetare	Angajamente legale	Plati efectuate	Angajamente legale de platit	Cheltuieli efective
						initiale	definitive	initiale	definitive					
A					1	2	3	4	5	6	7	8=6-7	9	
0					B									
5002					JUDETUL CONSTANTA	7.417.841	7.417.841	8.253.703	10.291.816	4.214.240	9.425.060	3.985.894	5.439.166	4.015.095
					TOTAL CHELTUIELI			2.448.703	2.873.975	2.508.633	2.335.151	2.315.881	19.270	2.354.083
	01				CHELTUIELI CURENTE			965.871	1.141.871	1.155.150	1.055.379	1.055.379		1.060.025
	10				TITLUL I CHELTUIELI DE PERSONAL			943.871	1.119.871	1.133.150	1.035.749	1.035.749		1.038.650
	10	01			Cheltuieli salariale in bani			769.871	939.871	937.980	870.787	870.787		863.219
	10	01	01		Salarii de baza			22.000	22.000	22.000	17.586	17.586		19.310
	10	01	05		Sporuri pentru conditii de munca			20.000	20.000	20.000	16.547	16.547		18.431
	10	01	06		Alte sporuri									
	10	01	12		Indemnizatii platite unor persoane din afara unitatii			70.000	73.000	73.000	67.953	67.953		70.613
	10	01	17		Indemnizatii de hrana			46.000	49.000	49.000	46.926	46.926		51.127
	10	01	30		Alte drepturi salariale in bani			16.000	16.000	31.170	15.950	15.950		15.950
	10	03			Contributii			22.000	22.000	22.000	19.630	19.630		21.375
	10	03	07		Contributia asiguratorie pentru munca			22.000	22.000	22.000	19.630	19.630		21.375
	20				TITLUL II BUNURI SI SERVICII	1.211.061	1.452.064	1.211.061	1.452.064	1.133.474	1.075.639	1.056.378	19.261	1.086.771
	20	01			Bunuri si servicii	985.766	1.143.409	985.766	1.143.409	935.652	888.640	870.639	18.001	926.845
	20	01	02		Materiale pentru curatenie	566	566	566	4.566	4.566	4.566	565	4.001	565
	20	01	03		Incalzit, iluminat si forta motrica	56.860	78.860	56.860	78.860	73.113	73.112	68.112	5.000	68.112
	20	01	04		Apa, canal si salubritate	2.035	7.535	2.035	7.535	5.070	5.070	1.570	3.500	1.570
	20	01	05		Carburanti si lubrifianti	15.000	5.000	15.000	5.000	2.080	2.080	2.080		2.080
	20	01	06		Piese de schimb	15.000	15.000	15.000	15.000	3.118	3.118	3.118		3.118
	20	01	07		Transport	110.000	170.250	110.000	170.250	152.461	152.460	148.960	3.500	139.572
	20	01	08		Posta, telecomunicatii, radio, tv, internet			25.269	28.069	32.899	23.041	21.041	2.000	21.513
	20	01	09		Materiale si prestari de servicii cu caracter functional	189.500	204.500	189.500	204.500	134.797	107.256	107.256		147.240

Capi- tol	Sub- capi- tol	Pa- ra- graf	Gru- pa / Titlu	Ar- ti- col	Ali- ne- at	Denumire indicator	Credite de angajament		Credite bugetare		Angajamente bugetare	Angajamente legale	Plati efectuate	Angajamente legale de platit	Cheltuieli efective
							initiale	definitive	initiale	definitive					
A						B	1	2	3	4	5	6	7	8=6-7	9
	20	01	30			Alte bunuri si servicii pentru intretinere si functionare	571.536	629.629	571.536	517.937	517.937	548.273			
	20	05	30			Bunuri de natura obiectelor de inventar	22.000	56.000	20.350	20.192	20.192	3.641			
	20	05	30			Alte obiecte de inventar	22.000	56.000	20.350	20.192	20.192	3.641			
	20	06				Deplasari, detasari, transferari	20.323	17.683	17.683	7.718	6.458	6.458	1.260		
	20	06	01			Deplasari interne, detasari, transferari	15.323	17.683	17.683	7.718	6.458	6.458	1.260		
	20	06	02			Deplasari in strainatate	5.000								
	20	11				Carti, publicatii si materiale documentare	115.000	167.000	124.356	124.356	124.356	124.356			1.738
	20	12				Consultanta si expertiza	10.000	10.000	2.900	2.200	2.200	2.200			124.356
	20	13				Pregatire profesionala	5.000	5.000	1.702	1.702	1.702	1.702			2.200
	20	14				Protectia muncii	52.972	52.972	30.831	30.831	30.831	30.831			1.702
	20	30				Alte cheltuieli	52.972	52.972	30.831	30.831	30.831	30.831			19.831
	20	30	30			Alte cheltuieli cu bunuri si servicii	52.972	52.972	30.831	30.831	30.831	30.831			19.831
	51					TITLUL VI TRANSFERURI INTRE UNITATI ALE ADMINISTRATIEI PUBLICE	50.000	50.000	50.000						19.831
	51	01				Transferuri curente	50.000	50.000	50.000						19.831
	51	01	01			Transferuri catre institutii publice	131.771	130.040	132.159	116.283	116.274	116.274			119.437
	57					TITLUL VIII ASISTENTA SOCIALA	131.771	130.040	132.159	116.283	116.274	116.274			119.437
	57	02				Ajutoare sociale	130.271	128.540	130.659	114.783	114.774	114.774			117.937
	57	02	01			Ajutoare sociale in numerar									
	57	02	03			Tichete de cresa si tichete sociale pentru gradinita	1.500	1.500	1.500	1.500	1.500	1.500			1.500
	59					TITLUL XI ALTE CHELTUIELI	90.000	100.000	87.850	87.850	87.850	87.850			87.850
	59	01				Burse	90.000	100.000	87.850	87.850	87.850	87.850			87.850
	70					CHELTUIELI DE CAPITAL	5.805.000	7.417.841	1.705.607	7.089.909	1.670.013	5.419.896			1.661.012



Capi- tot	Sub- Pa- ra- tot graf	Pa- Gru- pa / Titlu	Ar- ti- col	Ali- ne- at	Denumire indicator	Credite de angajament		Credite bugetare		Angajamente legale bugetare	Angajamente legale	Plati efectuate	Angajamente legale de platit	Cheltuieli efective	
						initiale	definitive	initiale	definitive						
A					B		1	2	3	4	5	6	7	8=6-7	9
		71	01		TITLUL XIII ACTIVE NEFINANCIARE	7.417.841	7.417.841	5.805.000	7.417.841	1.705.607	7.089.909	1.670.013	5.419.896	1.661.012	
		71	01		Active fixe	7.417.841	7.417.841	5.805.000	7.417.841	1.705.607	7.089.909	1.670.013	5.419.896	1.661.012	
		71	01	01	Constructii	30.000	30.000	30.000	30.000	26.788	562.047		562.047		
		71	01	02	Masini, echipamente si mijloace de transport						104.415		104.415	15.066	
		71	01	30	Alte active fixe (inclusiv reparatii capitale)	7.387.841	7.387.841	5.775.000	7.387.841	1.678.819	6.423.447	1.670.013	4.753.434	1.645.946	
5100	02				Partea I-a SERVICII PUBLICE GENERALE	625.000	625.000	2.348.803	2.581.803	2.292.526	2.244.985	2.156.533	88.452	2.214.013	
5102					AUTORITATI PUBLICE SI ACTIUNI EXTERNE	625.000	625.000	2.348.803	2.581.803	2.292.526	2.244.985	2.156.533	88.452	2.214.013	
		01			CHELTUIELI CURENTE	1.768.803		1.768.803	1.956.803	1.747.589	1.611.596	1.611.596		1.678.177	
		10			TITLUL I CHELTUIELI DE PERSONAL	965.871		965.871	1.141.871	1.155.150	1.055.379	1.055.379		1.060.025	
		10	01		Cheltuieli salariale in bani	943.871		943.871	1.119.871	1.133.150	1.035.749	1.035.749		1.038.650	
		10	01	01	Salarii de baza	769.871		769.871	939.871	937.980	870.787	870.787		863.219	
		10	01	05	Sporuri pentru conditii de munca	22.000		22.000	22.000	22.000	17.586	17.586		19.310	
		10	01	06	Alte sporuri	20.000		20.000	20.000	20.000	16.547	16.547		18.431	
		10	01	12	Indemnizatii platite unor persoane din afara unitatii										
		10	01	17	Indemnizatii de hrana	70.000		70.000	73.000	73.000	67.953	67.953		70.613	
		10	01	30	Alte drepturi salariale in bani	46.000		46.000	49.000	49.000	46.926	46.926		51.127	
		10	03		Contributii	16.000		16.000	16.000	31.170	15.950	15.950		15.950	
		10	03	07	Contributia asiguratorie pentru munca	22.000		22.000	22.000	22.000	19.630	19.630		21.375	
		20			TITLUL II BUNURI SI SERVICII	752.932		752.932	764.932	592.439	556.217	556.217		618.152	
		20	01		Bunuri si servicii	592.932		592.932	624.932	489.403	464.004	464.004		530.080	
		20	01	03	Incalzit, iluminat si forta motrica	20.000		20.000	30.000	24.625	24.625	24.625		24.625	
		20	01	04	Apa, canal si salubritate	1.000		1.000	3.000	830	830	830		830	
		20	01	05	Carburanti si lubrifianti	10.000		10.000							





Capi- tol	Sub- capi- tol	Pa- ra- graf	Gru- pa / Titlu	Ar- ti- col	Ali- ne- at	Denumire indicator	Credite de angajament		Credite bugetare		Angajamente bugetare	Angajamente legale	Plati efectuate	Angajamente legale de platit	Cheltuieli efective
							initiale	definitive	initiale	definitive					
A						B	1	2	3	4	5	6	7	8=6-7	9
	71	01	02			Masini, echipamente si mijloace de transport									15.066
	71	01	30			Alte active fixe (inclusiv reparatii capitale)	625.000	625.000	580.000	625.000	544.937	544.937	544.937	544.937	520.770
6000	02					Partea II-a APARARE, ORDINE PUBLICA SI SIGURANTA NATIONALA			16.000	16.000	2.080	2.080	2.080	2.080	
6102						ORDINE PUBLICA SI SIGURANTA NATIONALA			16.000	16.000	2.080	2.080	2.080	2.080	
	01					CHELTUIELI CURENTE			16.000	16.000	2.080	2.080	2.080	2.080	
	20					TITLUL II BUNURI SI SERVICII			11.000	11.000	2.080	2.080	2.080	2.080	
	20	01				Bunuri si servicii			5.000	5.000	2.080	2.080	2.080	2.080	
	20	01	05			Carburanti si lubrifianti									
	20	01	09			Materiale si prestari de servicii cu caracter functional									
	20	30				Alte cheltuieli			6.000	6.000					
	20	30	30			Alte cheltuieli cu bunuri si servicii			5.000	5.000					
6500	02					Partea III-a CHELTUIELI SOCIAL-CULTURALE	1.247.841	1.247.841	576.900	1.950.013	685.702	1.105.973	619.666	486.307	602.401
6502						INVATAMANT	30.000	30.000	81.188	100.450	97.238	524.045	51.179	472.866	56.349
	01					CHELTUIELI CURENTE			51.188	70.450	70.450	70.450	51.179	19.271	56.349
	20					TITLUL II BUNURI SI SERVICII			42.157	61.410	61.410	61.410	42.148	19.262	46.864
	20	01				Bunuri si servicii			41.834	58.727	58.727	58.727	40.725	18.002	45.441
	20	01	02			Materiale pentru curatenie			566	4.566	4.566	4.566	565	4.001	565
	20	01	03			Incalzit, iluminat si forta motrica			14.860	19.860	19.860	19.860	14.859	5.001	14.859
	20	01	04			Apa, canal si salubritate			35	3.535	3.535	3.535	35	3.500	35
	20	01	07			Transport			-	3.500	3.500	3.500	3.500	3.500	35
	20	01	08			Posta, telecomunicatii, radio, tv, internet			269	3.069	3.069	3.069	1.069	2.000	1.201

Capi- tol	Sub- capi- tol	Pa- ra- graf	Gru- pa / Titlu	Ar- ti- col	Ali- ne- at	Denumire indicator	Credite de angajament		Credite bugetare		Angajamente legale de platit	Plati efectuate	Angajamente legale	7	8=6-7	Cheltuieli efective
							1	2	3	4						
			A			B										9
			20	01	30	Alte bunuri si servicii pentru intretinere si functionare			26.104	24.197	24.197	24.197	24.197	24.197	28.781	
			20	06		Deplasari, detasari, transferari			323	2.683	2.683	2.683	2.683	2.683	1.423	
			20	06	01	Deplasari interne, detasari, transferari			323	2.683	2.683	2.683	2.683	2.683	1.423	
			57			TITLUL VIII ASISTENTA SOCIALA			9.031	9.040	9.040	9.040	9.040	9.040	9.485	
			57	02		Ajutoare sociale			9.031	9.040	9.040	9.040	9.040	9.040	9.485	
			57	02	01	Ajutoare sociale in numerar			7.531	7.540	7.540	7.540	7.540	7.540	7.985	
			57	02	03	Tichete de cresa si tichete sociale pentru gradinita			1.500	1.500	1.500	1.500	1.500	1.500	1.500	
			70			CHELTUIELI DE CAPITAL		30.000	30.000	30.000	30.000	30.000	30.000	30.000	453.595	
			71			TITLUL XIII ACTIVE NEFINANCIARE		30.000	30.000	30.000	30.000	30.000	30.000	30.000	453.595	
			71	01		Active fixe		30.000	30.000	30.000	30.000	30.000	30.000	30.000	453.595	
			71	01	01	Constructii		30.000	30.000	30.000	30.000	30.000	30.000	30.000	453.595	
6702						CULTURA, RECREERE SI RELIGIE		65.000	65.000	65.000	65.000	65.000	65.000	65.000	188.847	
			01			CHELTUIELI CURENTE									127.968	
			20			TITLUL II BUNURI SI SERVICII									127.968	
			20	01		Bunuri si servicii									127.968	
			20	01	03	Incalzit, iluminat si forta motrica			2.000	3.000	2.742	2.742	2.742	2.742	2.742	
			20	01	04	Apa, canal si salubritate			1.000	1.000	705	705	705	705	705	
			20	01	09	Materiala si prestari de servicii cu caracter functional			25.000	40.000	28.496	28.496	28.496	28.496	28.496	
			20	01	30	Alte bunuri si servicii pentru intretinere si functionare			85.000	115.000	100.025	96.025	96.025	96.025	96.025	
			20	05		Bunuri de natura obiectelor de inventar			12.000	37.000	1.738	1.738	1.738	1.738	1.738	
			20	05	30	Alte obiecte de inventar			12.000	37.000	1.738	1.738	1.738	1.738	1.738	
			70			CHELTUIELI DE CAPITAL		65.000	65.000	60.879	4.221	60.879	4.221	60.879	-56.558	



Capi- tol	Sub- capi- tol	Pa- ra- graf	Gru- pa / Titlu	Ar- ti- col	Ali- ne- at	Denumire indicator	Credite de angajament		Credite bugetare		Angajamente bugetare	Angajamente legale	Plati efectuate	Angajamente legale de platit	Cheltuieli efective
							initiale	definitive	initiale	definitive					
A							I	2	3	4	5	6	7	8=6-7	9
B															
		71		01		TITLUL XIII ACTIVE NEFINANCIARE	65.000	65.000	65.000	65.000	60.879	4.221	60.779	-56.558	60.879
		71		01		Active fixe	65.000	65.000	65.000	65.000	60.879	4.221	60.779	-56.558	60.879
		71		01	30	Alte active fixe (inclusiv reparatii capitale)	65.000	65.000	65.000	65.000	60.879	4.221	60.779	-56.558	60.879
6802			01			ASIGURARI SI ASISTENTA SOCIALA	1.152.841	1.152.841	370.712	1.588.563	393.879	448.002	378.002	70.000	357.205
						CHELTUIELI CURENTE	370.712	433.722	370.712	433.722	393.879	378.002	378.002		357.205
		20		01		TITLUL II BUNURI SI SERVICII	157.972	214.722	157.972	214.722	182.910	182.909	182.909		159.403
		20		01		Bunuri si servicii	157.972	214.722	157.972	214.722	182.910	182.909	182.909		159.403
		20		01	06	Piese de schimb	10.000	10.000	10.000	10.000	3.118	3.118	3.118		139.572
		20		01	07	Transport	10.000	10.000	10.000	10.000	3.118	3.118	3.118		139.572
		20		03		Alte cheltuieli	100.000	156.750	100.000	156.750	148.961	148.960	148.960		139.572
		20		03	30	Alte cheltuieli cu bunuri si servicii	47.972	47.972	47.972	47.972	30.831	30.831	30.831		19.831
		20		03	30	Alte cheltuieli cu bunuri si servicii	47.972	47.972	47.972	47.972	30.831	30.831	30.831		19.831
		57				TITLUL VIII ASISTENTA SOCIALA	122.740	121.000	122.740	121.000	123.119	107.243	107.243		109.952
		57		02		Ajutoare sociale	122.740	121.000	122.740	121.000	123.119	107.243	107.243		109.952
		57		02	01	Ajutoare sociale in numerar	122.740	121.000	122.740	121.000	123.119	107.243	107.243		109.952
		59				TITLUL XI ALTE CHELTUIELI	90.000	100.000	90.000	100.000	87.850	87.850	87.850		87.850
		59		01		Burse	90.000	100.000	90.000	100.000	87.850	87.850	87.850		87.850
		70				CHELTUIELI DE CAPITAL	1.152.841	1.152.841	1.152.841	1.152.841	70.000	70.000	70.000		70.000
		71				TITLUL XIII ACTIVE NEFINANCIARE	1.152.841	1.152.841	1.152.841	1.152.841	70.000	70.000	70.000		70.000
		71		01		Active fixe	1.152.841	1.152.841	1.152.841	1.152.841	70.000	70.000	70.000		70.000
		71		01	01	Constructii	1.152.841	1.152.841	1.152.841	1.152.841	20.000	20.000	20.000		20.000
		71		01	30	Alte active fixe (inclusiv reparatii capitale)	1.152.841	1.152.841	1.152.841	1.152.841	50.000	50.000	50.000		50.000
7000	02					Partea IV-a SERVICII SI DEZVOLTARE PUBLICA, LOCUINTE, MEDIU SI APE LOCUINTE, SERVICII SI DEZVOLTARE PUBLICA	200.000	200.000	97.000	327.000	259.283	687.067	232.966	454.101	224.032
7002							200.000	200.000	87.000	317.000	259.283	687.067	232.966	454.101	224.032

Capi- tol	Sub- capi- tol	Pa- ra- graf	Gru- pa / Titlu	Ar- ti- col	Ali- ne- at	Denumire indicator	Credite de angajament		Credite bugetare		Angajamente bugetare	Angajamente legale	Plati efectuate	Angajamente legale de platit	Cheltuieli efective
							initiale	definitive	initiale	definitive					
A						I	2	3	4	5	6	7	8=6-7	9	
B															
			01			CHELTUIELI CURENTE			87.000	117.000	90.974	73.363	73.363	8=6-7	64.429
			20			TITLUL II BUNURI SI SERVICII			87.000	117.000	90.974	73.363	73.363		64.429
			20	01		Bunuri si servicii			87.000	93.000	82.040	64.429	64.429		64.429
			20	01	03	Incalzit, iluminat si forta motrica			20.000	26.000	25.886	25.886	25.886		25.886
			20	01	09	Materiale si prestari de servicii cu caracter functional			12.000	12.000	12.000				
			20	01	30	Alte bunuri si servicii pentru intretinere si functionare			55.000	55.000	44.154	38.543	38.543		38.543
			20	05		Bunuri de natura obiectelor de inventar			9.000	9.000	8.934	8.934	8.934		8.934
			20	05	30	Alte obiecte de inventar			9.000	9.000	8.934	8.934	8.934		8.934
			20	12		Consultanta si expertiza			15.000	15.000					
			70			CHELTUIELI DE CAPITAL			200.000	200.000	168.309	613.704	613.704		159.603
			71			TITLUL XIII ACTIVE NEFINANCIARE			200.000	200.000	168.309	613.704	613.704		159.603
			71	01		Active fixe			200.000	200.000	168.309	613.704	613.704		159.603
			71	01	02	Masini, echipamente si mijloace de transport						104.415	104.415		
			71	01	30	Alte active fixe (inclusiv reparatii capitale)									
			7402			PROTECTIA MEDIULUI			10.000	10.000	168.309	509.289	509.289		159.603
			01			CHELTUIELI CURENTE			10.000	10.000					
			20			TITLUL II BUNURI SI SERVICII			10.000	10.000					
			20	01		Bunuri si servicii			10.000	10.000					
			20	01	30	Alte bunuri si servicii pentru intretinere si functionare			10.000	10.000					
	8000	02				Partea V-a ACTIUNI ECONOMICE			5.345.000	5.417.000	974.649	5.384.955	5.384.955		974.649
	8402					TRANSPORTURI			5.345.000	5.417.000	974.649	5.384.955	5.384.955		974.649



Capi- tol	Sub- capi- tol	Pa- ra- graf	Gru- pa / Titlu	Ar- ti- col	Ali- ne- at	Denumire indicator	Credite de angajament		Credite bugetare		Angajamente bugetare	Angajamente legale	Plati efectuate	Angajamente legale de platit	Cheltuieli efective
							1	2	3	4					
A						B									
	01					CHELTUIELI CURENTE			20.000	72.000	69.955	69.955	69.955		69.955
	20					TITLUL II BUNURI SI SERVICII			20.000	72.000	69.955	69.955	69.955		69.955
	20	01				Bunuri si servicii			20.000	20.000	19.355	19.355	19.355		19.355
	20	01		30		Alte bunuri si servicii pentru intretinere si functionare			20.000	20.000	19.355	19.355	19.355		19.355
	20	12				Consultanta si expertiza			52.000	52.000	50.600	50.600	50.600		50.600
	70					CHELTUIELI DE CAPITAL	5.345.000	5.345.000	5.195.000	5.345.000	904.694	5.315.000	904.694	4.410.306	904.694
	71					TITLUL XIII ACTIVE NEFINANCIARE	5.345.000	5.345.000	5.195.000	5.345.000	904.694	5.315.000	904.694	4.410.306	904.694
	71	01				Active fixe	5.345.000	5.345.000	5.195.000	5.345.000	904.694	5.315.000	904.694	4.410.306	904.694
	71	01		30		Alte active fixe (inclusiv reparatii capitale)	5.345.000	5.345.000	5.195.000	5.345.000	904.694	5.315.000	904.694	4.410.306	904.694

Conducatorul compartimentului  
financiar-contabil





Capi- tol	Sub- capi- tol	Pa- ra- graf	Ar- ti- col	Ali- ne- at	Denumire indicator	Prevederi bugetare initiale	Prevederi bugetare definitive	Drepturi constatate			Incasari realizate	Stingeri pe alte cai decat incasari	Drepturi constatate de incasat
								Total, din care:	din anii precedenti	din anul curent			
A					B	1	2	3=4+5	4	5	6	7	8=3-6-7
0702	02				persoane juridice	158.205	158.205	154.592	1.897	152.695	150.733		3.859
					Impozit si taxa pe teren	486.404	489.701	487.445	187.924	299.521	291.861		195.584
	01				Impozit pe terenuri de la persoane fizice	70.555	70.555	74.821	42.717	32.104	32.209		42.612
0702	02	02			Impozit si taxa pe teren de la persoane juridice	5.707	9.004	9.352	352	9.000	9.081		271
0702	02	03			Impozitul pe terenul extravilan	410.142	410.142	403.272	144.855	258.417	250.571		152.701
	03				Taxe judiciare de timbru si alte taxe de timbru	1.000	1.000	944		944	944		
0702	50				Alte impozite si taxe pe proprietate	1.000	1.000	20		20	20		
1000	02				A4 IMPOZITE SI TAXE PE BUNURI SI SERVICII	797.601	1.126.619	1.126.984	45.608	1.081.376	1.074.908		52.076
1102					SUME DEFALCATE DIN TVA	698.197	988.457	988.457		988.457	988.457		
	02				Sume defalcate din taxa pe valoarea adaugata pentru finantarea cheltuielilor descentralizate la nivelul comunelor, oraselor, municipiilor, sectoarelor si Municipiului Bucuresti	52.197	50.457	50.457		50.457	50.457		
1102	06				Sume defalcate din taxa pe valoarea adaugata pentru echilibrarea bugetelor locale	646.000	938.000	938.000		938.000	938.000		
1502					TAXE PE SERVICII SPECIFICE			2.774		2.774			2.774
	50				Alte taxe pe servicii specifice			2.774		2.774			2.774
1602					TAXE PE UTILIZAREA BUNURILOR, AUTORIZAREA UTILIZARII BUNURILOR SAU PE DESFASURAREA DE ACTIVITATI	99.404	138.162	135.753	45.608	90.145	86.451		49.302
	02				Impozit pe mijloacele de transport	96.404	96.404	94.024	45.608	48.416	44.722		49.302



Capi- tol	Sub- capi- tol	Pa- ra- gra- ful	Ar- ti- col	Ali- ne- at	Denumire indicator	Prevederi bugetare initiale	Prevederi bugetare definitive	Drepturi constatate		Incasari realizate	Stingeri pe alte cai decat incasari	Drepturi constatate de incasat	
								Total, din care:	din anii precedenti				din anul curent
A					B	1	2	3=4+5	4	5	6	7	8=3-6-7
3502	01	02			aplicate potrivit dispozitiilor legale	23.099	23.099	38.360	23.099	15.261	12.966		25.394
					Venituri din amenzi si alte sanctiuni aplicate de catre alte institutii de specialitate	23.099	23.099	38.360	23.099	15.261	12.966		25.394
3502	50				Alte amenzi, penalizati si confiscari	11.336	11.336	11.336	11.336	6.297	6.429	1.474	9.862
3602	06				DIVERSE VENITURI	104.029	106.224	10.336	4.039	6.297	6.429		3.907
					Taxe speciale	4.029	6.224	10.336	4.039	6.297	6.429		3.907
					Alte venituri	100.000	100.000						
3702					TRANSFERURI VOLUNTARE, ALTELE DECAT SUBVENTIILE			30.000		30.000	30.000		
3702	01				Donatii si sponsorizari		30.000	30.000					
					Varsaminte din sectiunea de functionare pentru finantarea sectiunii de dezvoltare a bugetului local(cu semnul minus)		-490.000						
					Varsaminte din sectiunea de functionare		490.000						
3702	04				IV. SUBVENTII	5.775.000	6.927.841	1.185.982		1.185.982	1.185.982		
4100	02				SUBVENTII DE LA ALTE NIVELE ALE ADMINISTRATIEI PUBLICE	5.775.000	6.927.841	1.185.982		1.185.982	1.185.982		
4200					SUBVENTII DE LA BUGETUL DE STAT	5.775.000	6.927.841	1.185.982		1.185.982	1.185.982		
4202					Finantarea Programului National de Dezvoltare Locala	5.775.000	6.927.841	1.185.982		1.185.982	1.185.982		



*boesht*


*[Handwritten signature]*



Simbolul conturilor	Denumirea conturilor	Solduri initiale		Rulaj Cumulat		Total Sume		Solduri Finale	
		Debitoare	Creditoare	Debitoare	Creditoare	Debitoare	Creditoare	Debitoare	Creditoare
	TOTAL	359322.14	0.00	685462.49	616018.06	1044784.63	616018.06	428766.57	0.00
464	Creante ale bugetului local	359322.14	0.00	685462.49	616018.06	1044784.63	616018.06	428766.57	0.00
464.00	Creante ale bugetului local	359322.14	0.00	685462.49	616018.06	1044784.63	616018.06	428766.57	0.00
464.00.00	Creante ale bugetului local	359322.14	0.00	685462.49	616018.06	1044784.63	616018.06	428766.57	0.00
464.00.00.02	Creante ale bugetului local	359322.14	0.00	685462.49	616018.06	1044784.63	616018.06	428766.57	0.00
464.00.00.02.A	Creante ale bugetului local.A. Integral de la buget	359322.14	0.00	685462.49	616018.06	1044784.63	616018.06	428766.57	0.00
464.00.00.02.A.03	Impozit pe venit	0.00	0.00	139.00	139.00	139.00	139.00	0.00	0.00
464.00.00.02.A.03.18.00	Impozitul pe veniturile din transferul proprietatilor imobiliare din patrimoniul personal	0.00	0.00	139.00	139.00	139.00	139.00	0.00	0.00
464.00.00.02.A.07	Impozite si taxe pe proprietate	202688.00	0.00	466758.88	461112.88	669346.88	461112.88	208234.00	0.00
464.00.00.02.A.07.01	Impozit si taxa pe cladiri	14664.00	0.00	167217.44	169231.44	181881.44	169231.44	12650.00	0.00
464.00.00.02.A.07.01.01	Impozit pe cladiri de la persoane fizice	12767.00	0.00	14522.44	18498.44	27289.44	18498.44	8791.00	0.00
464.00.00.02.A.07.01.02	Impozit si taxa pe cladiri de la persoane juridice	1897.00	0.00	152695.00	150733.00	154592.00	150733.00	3859.00	0.00
464.00.00.02.A.07.02	Impozit si taxa pe teren	187924.00	0.00	299521.44	291861.44	487445.44	291861.44	195584.00	0.00
464.00.00.02.A.07.02.01	Impozit pe terenuri de la persoane fizice	42717.00	0.00	32104.00	32209.00	74821.00	32209.00	42612.00	0.00
464.00.00.02.A.07.02.02	Impozit si taxa pe teren de la persoane juridice	352.00	0.00	9000.00	9081.00	9352.00	9081.00	271.00	0.00
464.00.00.02.A.07.02.03	Impozitul pe terenul din extravilan	144855.00	0.00	258417.44	250571.44	403272.44	250571.44	152701.00	0.00
464.00.00.02.A.07.50.00	Alte impozite si taxe pe proprietate	0.00	0.00	20.00	20.00	20.00	20.00	0.00	0.00
464.00.00.02.A.11	Sume defalcate din TVA	0.00	0.00	7302.00	7302.00	7302.00	7302.00	0.00	0.00
464.00.00.02.A.11.02.00	Sume defalcate din taxa pe valoarea adaugata pentru finantarea cheltuielilor descentralizate la nivelul comunitatilor locale, sectoarelor si Municipiului Bucuresti	0.00	0.00	7302.00	7302.00	7302.00	7302.00	0.00	0.00
464.00.00.02.A.15	Creante ale bugetului local.A. Integral de la buget Taxe pe servicii specifice	0.00	0.00	2774.00	0.00	2774.00	0.00	2774.00	0.00
464.00.00.02.A.15.50.00	Alte taxe pe servicii specifice	0.00	0.00	2774.00	0.00	2774.00	0.00	2774.00	0.00
464.00.00.02.A.16	Taxe pe utilizarea bunurilor, autorizarea utilizarii bunurilor sau pe desfasurarea de activitati	45608.00	0.00	50216.00	46522.00	95824.00	46522.00	49302.00	0.00

Simbolul conturilor	Denumirea conturilor	Solduri initiale		Rulaj Cumulat		Total Sume		Solduri Finale	
		Debitoare	Creditoare	Debitoare	Creditoare	Debitoare	Creditoare	Debitoare	Creditoare
464.00.00.02.A.16.02	Impozit pe mijloacele de transport	45608.00	0.00	48416.00	44722.00	94024.00	44722.00	49302.00	0.00
464.00.00.02.A.16.02.01	Impozit pe mijloacele de transport detinute de persoane fizice	40750.00	0.00	30171.00	24096.00	70921.00	24096.00	46825.00	0.00
464.00.00.02.A.16.02.02	Impozit pe mijloacele de transport detinute de persoane juridice	4858.00	0.00	18245.00	20626.00	23103.00	20626.00	2477.00	0.00
464.00.00.02.A.16.50.00	Alte taxe pe utilizarea bunurilor, autorizarea utilizarii bunurilor sau pe desfasurare de activitati	0.00	0.00	1800.00	1800.00	1800.00	1800.00	0.00	0.00
464.00.00.02.A.18	Alte impozite si taxe fiscale	65.00	0.00	57.00	0.00	122.00	0.00	122.00	0.00
464.00.00.02.A.18	Creante ale bugetului local.A. Integral de la buget.Alte impozite si taxe fiscale	0.00	0.00	9.00	0.00	9.00	0.00	9.00	0.00
464.00.00.02.A.18.50.00	Alte impozite si taxe	65.00	0.00	66.00	0.00	131.00	0.00	131.00	0.00
464.00.00.02.A.30	Venituri din proprietate	72587.14	0.00	99587.01	90652.58	172174.15	90652.58	81521.57	0.00
464.00.00.02.A.30.05	Venituri din concesiuni si inchirieri	72587.14	0.00	99587.01	90652.58	172174.15	90652.58	81521.57	0.00
464.00.00.02.A.30.05.30	Alte venituri din concesiuni si inchirieri de catre institutiile publice	72587.14	0.00	99587.01	90652.58	172174.15	90652.58	81521.57	0.00
464.00.00.02.A.33	Creante ale bugetului local.A. Integral de la buget.Venituri din prestari de servicii si alte activitati	0.00	0.00	47641.00	0.00	47641.00	0.00	47641.00	0.00
464.00.00.02.A.33.28.00	Venituri din recuperarea cheltuielilor de judecata, imputatii si despagubiri	0.00	0.00	47641.00	0.00	47641.00	0.00	47641.00	0.00
464.00.00.02.A.34	Venituri din taxe administrative, eliberari permise	0.00	0.00	328.60	328.60	328.60	328.60	0.00	0.00
464.00.00.02.A.34.02.00	Taxe extrajudiciare de timbru	0.00	0.00	328.60	328.60	328.60	328.60	0.00	0.00
464.00.00.02.A.35	Amenzi, penalitati si confiscari	34435.00	0.00	7869.00	7048.00	42304.00	7048.00	35256.00	0.00
464.00.00.02.A.35.01	Venituri din amenzi si alte sanctiuni aplicate potrivit dispozitiilor legale	23099.00	0.00	9343.00	7048.00	32442.00	7048.00	25394.00	0.00
464.00.00.02.A.35.01.02	Venituri din amenzi si alte sanctiuni aplicate de catre alte institutii de specialitate	23099.00	0.00	9343.00	7048.00	32442.00	7048.00	25394.00	0.00
464.00.00.02.A.35.50.00	Alte amenzi, penalitati si confiscari	11336.00	0.00	-1474.00	0.00	9862.00	0.00	9862.00	0.00
464.00.00.02.A.36	Diverse venituri	4039.00	0.00	2781.00	2913.00	6820.00	2913.00	3907.00	0.00
464.00.00.02.A.36.06.00	Taxe speciale	4039.00	0.00	2781.00	2913.00	6820.00	2913.00	3907.00	0.00
<b>Total conturi din clasa 4XX</b>		359322.14	0.00	685462.49	616018.06	1044784.63	616018.06	428766.57	0.00
<b>TOTAL BALANTA</b>		359322.14	0.00	685462.49	616018.06	1044784.63	616018.06	428766.57	0.00

Conducatorul institutiei  
SAVA GIGEL



Intocmit,

Conducatorul compartimentului  
financiar - contabil



Simbolul conturilor	Denumirea conturilor	Solduri initiale		Rulaje precedente		Rulaje Lunare		Rulaj Cumulat		Total Sume		Solduri Finale	
		Debitoare	Creditoare	Debitoare	Creditoare	Debitoare	Creditoare	Debitoare	Creditoare	Debitoare	Creditoare	Debitoare	Creditoare
103	Fondul bunurilor care alcatuiesc domeniul public al unitatilor administrativ-teritoriale	0.00	15,354,017.75	0.00	0.00	0.00	0.00	0.00	0.00	0.00	15,354,017.75	0.00	15,354,017.75
103.00	Fondul bunurilor care alcatuiesc domeniul public al unitatilor administrativ-teritoriale	0.00	15,354,017.75	0.00	0.00	0.00	0.00	0.00	0.00	0.00	15,354,017.75	0.00	15,354,017.75
103.00.00	Fondul bunurilor care alcatuiesc domeniul public al unitatilor administrativ-teritoriale	0.00	15,354,017.75	0.00	0.00	0.00	0.00	0.00	0.00	0.00	15,354,017.75	0.00	15,354,017.75
104	Fondul bunurilor care alcatuiesc domeniul privat al unitatilor administrativ-teritoriale	0.00	1,236,800.20	0.00	0.00	0.00	0.00	0.00	0.00	0.00	1,236,800.20	0.00	1,236,800.20
104.01	Fondul bunurilor care alcatuiesc domeniul privat al unitatilor administrativ-teritoriale	0.00	1,236,800.20	0.00	0.00	0.00	0.00	0.00	0.00	0.00	1,236,800.20	0.00	1,236,800.20
104.01.01	Fondul bunurilor care alcatuiesc domeniul privat al unitatilor administrativ-teritoriale	0.00	1,236,800.20	0.00	0.00	0.00	0.00	0.00	0.00	0.00	1,236,800.20	0.00	1,236,800.20
117	Rezultatul reportat	0.00	1,413,479.10	0.00	0.00	252,211.02	742,457.52	252,211.02	742,457.52	252,211.02	2,155,936.62	0.00	1,903,725.60
117.00	Rezultatul reportat	0.00	1,413,479.10	0.00	0.00	252,211.02	742,457.52	252,211.02	742,457.52	252,211.02	2,155,936.62	0.00	1,903,725.60
117.00.00	Rezultatul reportat	0.00	1,413,479.10	0.00	0.00	252,211.02	742,457.52	252,211.02	742,457.52	252,211.02	2,155,936.62	0.00	1,903,725.60
121	Rezultatul patrimonial	0.00	333,185.21	0.00	0.00	0.00	0.00	4,486,770.20	4,004,147.50	4,486,770.20	4,337,332.71	149,437.49	0.00
121.00	Rezultatul patrimonial	0.00	333,185.21	0.00	0.00	0.00	0.00	4,486,770.20	4,004,147.50	4,486,770.20	4,337,332.71	149,437.49	0.00
121.00.00	Rezultatul patrimonial	0.00	333,185.21	0.00	0.00	0.00	0.00	4,486,770.20	4,004,147.50	4,486,770.20	4,337,332.71	149,437.49	0.00
211	Terenuri si amenajari la terenuri	2,439,159.45	0.00	0.00	0.00	0.00	0.00	0.00	0.00	2,439,159.45	0.00	2,439,159.45	0.00
211.01	Terenuri	2,300,248.45	0.00	0.00	0.00	0.00	0.00	0.00	0.00	2,300,248.45	0.00	2,300,248.45	0.00
211.01.00	Terenuri	2,300,248.45	0.00	0.00	0.00	0.00	0.00	0.00	0.00	2,300,248.45	0.00	2,300,248.45	0.00
211.02	Amenajari la terenuri	138,911.00	0.00	0.00	0.00	0.00	0.00	0.00	0.00	138,911.00	0.00	138,911.00	0.00
211.02.00	Amenajari la terenuri	138,911.00	0.00	0.00	0.00	0.00	0.00	0.00	0.00	138,911.00	0.00	138,911.00	0.00
212	Construcții	14,151,658.50	0.00	0.00	0.00	0.00	0.00	0.00	0.00	14,151,658.50	0.00	14,151,658.50	0.00
212.03	Construcții - poduri, podete, pasarele si viaducte pentru transportul feroviar	9,959.74	0.00	0.00	0.00	0.00	0.00	0.00	0.00	9,959.74	0.00	9,959.74	0.00
212.03.01	Construcții - poduri, podete, pasarele si viaducte pentru transportul feroviar	9,959.74	0.00	0.00	0.00	0.00	0.00	0.00	0.00	9,959.74	0.00	9,959.74	0.00
212.09	Construcții - alte active fixe încadrate în grupa construcții	14,141,698.76	0.00	0.00	0.00	0.00	0.00	0.00	0.00	14,141,698.76	0.00	14,141,698.76	0.00
212.09.01	Construcții - alte active fixe încadrate în grupa construcții	14,141,698.76	0.00	0.00	0.00	0.00	0.00	0.00	0.00	14,141,698.76	0.00	14,141,698.76	0.00
213	Instalații tehnice, mijloace de transport, animale și plante	1,598,410.30	0.00	0.00	0.00	0.00	0.00	0.00	0.00	1,598,410.30	0.00	1,598,410.30	0.00
213.01	Echipamente tehnologice (masini, utilaje si instalatii de lucru)	4,049.00	0.00	0.00	0.00	0.00	0.00	0.00	0.00	4,049.00	0.00	4,049.00	0.00
213.01.00	Echipamente tehnologice (masini, utilaje si instalatii de lucru)	4,049.00	0.00	0.00	0.00	0.00	0.00	0.00	0.00	4,049.00	0.00	4,049.00	0.00
213.03	Mijloace de transport	1,594,361.30	0.00	0.00	0.00	0.00	0.00	0.00	0.00	1,594,361.30	0.00	1,594,361.30	0.00
213.03.00	Mijloace de transport	1,594,361.30	0.00	0.00	0.00	0.00	0.00	0.00	0.00	1,594,361.30	0.00	1,594,361.30	0.00
214	Mobilier, aparatura birou, echipamente de protectie a valonilor u	75,609.67	0.00	0.00	0.00	18,000.00	0.00	18,000.00	0.00	93,609.67	0.00	93,609.67	0.00
214.00	Mobilier, aparatura birou, echipamente de protectie a valonilor u	75,609.67	0.00	0.00	0.00	18,000.00	0.00	18,000.00	0.00	93,609.67	0.00	93,609.67	0.00
214.00.00	Mobilier, aparatura birou, echipamente de protectie a valonilor u	75,609.67	0.00	0.00	0.00	18,000.00	0.00	18,000.00	0.00	93,609.67	0.00	93,609.67	0.00
260	Titluri de participare	300.00	0.00	0.00	0.00	0.00	0.00	0.00	0.00	300.00	0.00	300.00	0.00



Simbolul conturilor	Denumirea conturilor	Solduri initiale		Rulaje precedente		Rulaje Lunare		Salaj Cumulat		Total Sume		Solduri Finale	
		Debitoare	Creditare	Debitoare	Creditare	Debitoare	Creditare	Debitoare	Creditare	Debitoare	Creditare	Debitoare	Creditare
260.02	Titluri de participare necotate	300.00	0.00	0.00	0.00	0.00	0.00	0.00	0.00	300.00	0.00	300.00	0.00
260.02.00	Titluri de participare necotate	300.00	0.00	0.00	0.00	0.00	0.00	0.00	0.00	300.00	0.00	300.00	0.00
281	Amortizari privind activele fixe corporale	0.00	505,518.70	0.00	0.00	0.00	0.00	0.00	0.00	0.00	0.00	0.00	520,584.70
281.03	Amortizarea instalatiilor tehnice, mijloacelor de transport, animalelor si	0.00	440,947.50	0.00	0.00	0.00	0.00	0.00	0.00	0.00	0.00	0.00	456,013.50
281.03.03	Amortizarea mijloacelor de transport	0.00	440,947.50	0.00	0.00	0.00	0.00	0.00	0.00	0.00	0.00	0.00	456,013.50
281.04	Amortizarea mobilierului, aparaturii birotice, echipamentelor de protectie a	0.00	64,571.20	0.00	0.00	0.00	0.00	0.00	0.00	0.00	0.00	0.00	64,571.20
281.04.00	Amortizarea mobilierului, aparaturii birotice, echipamentelor de protectie a	0.00	64,571.20	0.00	0.00	0.00	0.00	0.00	0.00	0.00	0.00	0.00	64,571.20
302	Materiale consumabile	0.00	0.00	0.00	0.00	96,174.45	96,174.45	96,174.45	96,174.45	96,174.45	96,174.45	96,174.45	0.00
302.02	Combustibili	0.00	0.00	0.00	0.00	81,479.66	81,479.66	81,479.66	81,479.66	81,479.66	81,479.66	81,479.66	0.00
302.02.00	Combustibili	0.00	0.00	0.00	0.00	81,479.66	81,479.66	81,479.66	81,479.66	81,479.66	81,479.66	81,479.66	0.00
302.08	Alte materiale consumabile	0.00	0.00	0.00	0.00	14,694.79	14,694.79	14,694.79	14,694.79	14,694.79	14,694.79	14,694.79	0.00
302.08.00	Alte materiale consumabile	0.00	0.00	0.00	0.00	14,694.79	14,694.79	14,694.79	14,694.79	14,694.79	14,694.79	14,694.79	0.00
303	Materiale de natura obiectelor de inventar	445,321.86	0.00	0.00	0.00	20,191.51	5,379.00	20,191.51	5,379.00	465,513.37	5,379.00	460,134.37	0.00
303.01	Materiale de natura obiectelor de inventar in magazine	155,463.02	0.00	0.00	0.00	1,738.00	1,738.00	1,738.00	1,738.00	157,201.02	1,738.00	155,463.02	0.00
303.01.00	Materiale de natura obiectelor de inventar in magazine	155,463.02	0.00	0.00	0.00	1,738.00	1,738.00	1,738.00	1,738.00	157,201.02	1,738.00	155,463.02	0.00
303.02	Materiale de natura obiectelor de inventar in folosinta	289,858.84	0.00	0.00	0.00	18,453.51	3,641.00	18,453.51	3,641.00	308,312.35	3,641.00	304,671.35	0.00
303.02.00	Materiale de natura obiectelor de inventar in folosinta	289,858.84	0.00	0.00	0.00	18,453.51	3,641.00	18,453.51	3,641.00	308,312.35	3,641.00	304,671.35	0.00
401	Furnizori	0.00	137,350.11	0.00	0.00	852,319.58	897,525.43	852,319.58	897,525.43	852,319.58	1,034,875.54	0.00	182,555.96
401.01	Furnizori sub 1 an	0.00	137,350.11	0.00	0.00	852,319.58	897,525.43	852,319.58	897,525.43	852,319.58	1,034,875.54	0.00	182,555.96
401.01.00	Furnizori sub 1 an	0.00	137,350.11	0.00	0.00	852,319.58	897,525.43	852,319.58	897,525.43	852,319.58	1,034,875.54	0.00	182,555.96
404	Furnizori de active fixe	0.00	138,745.93	0.00	0.00	1,670,013.24	1,645,946.24	1,670,013.24	1,645,946.24	1,670,013.24	1,784,692.17	0.00	114,678.93
404.01	Furnizori de active fixe sub 1 an	0.00	138,745.93	0.00	0.00	1,670,013.24	1,645,946.24	1,670,013.24	1,645,946.24	1,670,013.24	1,784,692.17	0.00	114,678.93
404.01.00	Furnizori de active fixe sub 1 an	0.00	138,745.93	0.00	0.00	1,670,013.24	1,645,946.24	1,670,013.24	1,645,946.24	1,670,013.24	1,784,692.17	0.00	114,678.93
421	Personal - salarii datorate	0.00	43,441.00	0.00	0.00	1,024,529.00	1,002,138.00	1,024,529.00	1,002,138.00	1,024,529.00	1,045,579.00	0.00	21,050.00
421.00	Personal - salarii datorate	0.00	43,441.00	0.00	0.00	1,024,529.00	1,002,138.00	1,024,529.00	1,002,138.00	1,024,529.00	1,045,579.00	0.00	21,050.00
421.00.00	Personal - salarii datorate	0.00	43,441.00	0.00	0.00	1,024,529.00	1,002,138.00	1,024,529.00	1,002,138.00	1,024,529.00	1,045,579.00	0.00	21,050.00
427	Retineri din salarii si din alte drepturi datorate tentilor	0.00	0.00	0.00	0.00	50,965.00	50,965.00	50,965.00	50,965.00	50,965.00	50,965.00	0.00	0.00
427.01	Retineri din salarii datorate tentilor	0.00	0.00	0.00	0.00	50,965.00	50,965.00	50,965.00	50,965.00	50,965.00	50,965.00	0.00	0.00
427.01.00	Retineri din salarii datorate tentilor	0.00	0.00	0.00	0.00	50,965.00	50,965.00	50,965.00	50,965.00	50,965.00	50,965.00	0.00	0.00
428	Alte datorii si creante in legatura cu personalul	0.00	0.00	0.00	0.00	5,707.01	5,707.01	5,707.01	5,707.01	5,707.01	5,707.01	0.00	0.00
428.01	Alte datorii si creante in legatura cu personalul sub 1 an	0.00	0.00	0.00	0.00	5,707.01	5,707.01	5,707.01	5,707.01	5,707.01	5,707.01	0.00	0.00
428.01.01	Alte datorii in legatura cu personalul sub 1 an	0.00	0.00	0.00	0.00	5,707.01	5,707.01	5,707.01	5,707.01	5,707.01	5,707.01	0.00	0.00
429	Bursieri si doctoranzi	0.00	0.00	0.00	0.00	63,800.00	63,800.00	63,800.00	63,800.00	63,800.00	63,800.00	0.00	0.00
429.00	Bursieri si doctoranzi	0.00	0.00	0.00	0.00	63,800.00	63,800.00	63,800.00	63,800.00	63,800.00	63,800.00	0.00	0.00
429.00.00	Bursieri si doctoranzi	0.00	0.00	0.00	0.00	63,800.00	63,800.00	63,800.00	63,800.00	63,800.00	63,800.00	0.00	0.00



Simbolul conturilor	Denumirea conturilor	Solduri initiale		Rulaje precedente		Rulaje Lunare		Bilanț Cumulat		Total Sume		Solduri Finale	
		Debitoare	Creditoare	Debitoare	Creditoare	Debitoare	Creditoare	Debitoare	Creditoare	Debitoare	Creditoare	Debitoare	Creditoare
431	Asigurari sociale	0.00	0.00	0.00	0.00	312,974.00	334,995.00	312,974.00	334,995.00	312,974.00	334,995.00	0.00	22,021.00
431.02	Contributiile asiguratorilor pentru asigurari sociale	0.00	0.00	0.00	0.00	206,089.00	220,069.00	206,089.00	220,069.00	206,089.00	220,069.00	0.00	13,980.00
431.02.00	Contributiile asiguratorilor pentru asigurari sociale	0.00	0.00	0.00	0.00	206,089.00	220,069.00	206,089.00	220,069.00	206,089.00	220,069.00	0.00	13,980.00
431.04	Contributiile asiguratorilor pentru asigurari sociale de sanatate	0.00	0.00	0.00	0.00	85,242.00	91,538.00	85,242.00	91,538.00	85,242.00	91,538.00	0.00	6,296.00
431.04.00	Contributiile asiguratorilor pentru asigurari sociale de sanatate	0.00	0.00	0.00	0.00	85,242.00	91,538.00	85,242.00	91,538.00	85,242.00	91,538.00	0.00	6,296.00
431.06	Contributia asiguratorilor pentru munca	0.00	0.00	0.00	0.00	21,643.00	23,388.00	21,643.00	23,388.00	21,643.00	23,388.00	0.00	1,745.00
431.06.00	Contributia asiguratorilor pentru munca	0.00	0.00	0.00	0.00	21,643.00	23,388.00	21,643.00	23,388.00	21,643.00	23,388.00	0.00	1,745.00
438	Alte datoni sociale	0.00	5,810.00	0.00	0.00	138,040.80	141,203.80	138,040.80	141,203.80	138,040.80	141,203.80	0.00	8,973.00
438.00	Alte datoni sociale	0.00	5,810.00	0.00	0.00	138,040.80	141,203.80	138,040.80	141,203.80	138,040.80	141,203.80	0.00	8,973.00
438.00.00	Alte datoni sociale	0.00	5,810.00	0.00	0.00	138,040.80	141,203.80	138,040.80	141,203.80	138,040.80	141,203.80	0.00	8,973.00
444	Impozit pe venitul din salarii si din alte drepturi	0.00	0.00	0.00	0.00	59,438.00	64,454.00	59,438.00	64,454.00	59,438.00	64,454.00	0.00	5,016.00
444.00	Impozit pe venitul din salarii si din alte drepturi	0.00	0.00	0.00	0.00	59,438.00	64,454.00	59,438.00	64,454.00	59,438.00	64,454.00	0.00	5,016.00
444.00.00	Impozit pe venitul din salarii si din alte drepturi	0.00	0.00	0.00	0.00	59,438.00	64,454.00	59,438.00	64,454.00	59,438.00	64,454.00	0.00	5,016.00
464	Creante ale bugetului local	359,322.14	0.00	0.00	0.00	685,462.49	616,018.06	685,462.49	616,018.06	1,044,784.63	616,018.06	428,766.57	0.00
464.00	Creante ale bugetului local	359,322.14	0.00	0.00	0.00	685,462.49	616,018.06	685,462.49	616,018.06	1,044,784.63	616,018.06	428,766.57	0.00
464.00.00	Creante ale bugetului local	359,322.14	0.00	0.00	0.00	685,462.49	616,018.06	685,462.49	616,018.06	1,044,784.63	616,018.06	428,766.57	0.00
468	Imprumuturi pe termen scurt acordate potrivit legii	0.00	0.00	0.00	0.00	60,000.00	60,000.00	60,000.00	60,000.00	60,000.00	60,000.00	0.00	0.00
468.01	Imprumuturi pe termen scurt acordate potrivit legii	0.00	0.00	0.00	0.00	60,000.00	60,000.00	60,000.00	60,000.00	60,000.00	60,000.00	0.00	0.00
468.01.07	Sume acordate din excedentul anului precedent pentru acoperirea golurilor	0.00	0.00	0.00	0.00	60,000.00	60,000.00	60,000.00	60,000.00	60,000.00	60,000.00	0.00	0.00
481	Decontari intrate institutia superoara si institutiile subordonate	36,580.54	0.00	0.00	0.00	158,689.76	195,270.30	158,689.76	195,270.30	195,270.30	195,270.30	0.00	0.00
481.01	Decontari privind operatiuni financiare	0.00	0.00	0.00	0.00	31,869.98	31,869.98	31,869.98	31,869.98	31,869.98	31,869.98	0.00	0.00
481.01.01	Decontari privind operatiuni financiare - activitatea operationala	0.00	0.00	0.00	0.00	31,869.98	31,869.98	31,869.98	31,869.98	31,869.98	31,869.98	0.00	0.00
481.09	Alte decontari	36,580.54	0.00	0.00	0.00	126,819.78	163,400.32	126,819.78	163,400.32	163,400.32	163,400.32	0.00	0.00
481.09.00	Alte decontari	36,580.54	0.00	0.00	0.00	126,819.78	163,400.32	126,819.78	163,400.32	163,400.32	163,400.32	0.00	0.00
519	Imprumuturi pe termen scurt	0.00	0.00	0.00	0.00	60,000.00	60,000.00	60,000.00	60,000.00	60,000.00	60,000.00	0.00	0.00
519.01	Imprumuturi pe termen scurt	0.00	0.00	0.00	0.00	60,000.00	60,000.00	60,000.00	60,000.00	60,000.00	60,000.00	0.00	0.00
519.01.07	Sume primite din excedentul anului precedent pentru acoperirea golurilor	0.00	0.00	0.00	0.00	60,000.00	60,000.00	60,000.00	60,000.00	60,000.00	60,000.00	0.00	0.00
521	Disponibil al bugetului local	61,985.54	0.00	0.00	0.00	8,149,029.65	8,163,068.40	8,149,029.65	8,163,068.40	8,211,015.19	8,163,068.40	47,946.79	0.00
521.01	Disponibil al bugetului local	0.00	0.00	0.00	0.00	4,031,855.20	4,031,855.20	4,031,855.20	4,031,855.20	4,031,855.20	4,031,855.20	0.00	0.00
521.01.00	Disponibil al bugetului local	0.00	0.00	0.00	0.00	4,031,855.20	4,031,855.20	4,031,855.20	4,031,855.20	4,031,855.20	4,031,855.20	0.00	0.00
521.02	Rezultatul executiei bugetare din anul curent	0.00	0.00	0.00	0.00	4,021,534.20	4,021,534.20	4,021,534.20	4,021,534.20	4,021,534.20	4,021,534.20	0.00	0.00
521.02.00	Rezultatul executiei bugetare din anul curent	0.00	0.00	0.00	0.00	4,021,534.20	4,021,534.20	4,021,534.20	4,021,534.20	4,021,534.20	4,021,534.20	0.00	0.00
521.03	Rezultatul executiei bugetare din anii precedenti	61,985.54	0.00	0.00	0.00	95,640.25	109,679.00	95,640.25	109,679.00	157,625.79	109,679.00	47,946.79	0.00
521.03.00	Rezultatul executiei bugetare din anii precedenti	61,985.54	0.00	0.00	0.00	95,640.25	109,679.00	95,640.25	109,679.00	157,625.79	109,679.00	47,946.79	0.00
531	Casa	0.00	0.00	0.00	0.00	1,252,551.05	1,252,551.05	1,252,551.05	1,252,551.05	1,252,551.05	1,252,551.05	0.00	0.00



Simbolul conturilor	Denumirea conturilor	Solduri initiale		Rulaje precedente		Rulaje lunare		Totalul Cumulat		Total Sume		Solduri Finale	
		Debitoare	Creditoare	Debitoare	Creditoare	Debitoare	Creditoare	Debitoare	Creditoare	Debitoare	Creditoare	Debitoare	Creditoare
531.01	Casierie	0.00	0.00	0.00	0.00	1,252,551.05	1,252,551.05	1,252,551.05	1,252,551.05	1,252,551.05	1,252,551.05	0.00	0.00
531.01.01	Casierie	0.00	0.00	0.00	0.00	1,252,551.05	1,252,551.05	1,252,551.05	1,252,551.05	1,252,551.05	1,252,551.05	0.00	0.00
550	Disponibili din fonduri cu destinatie speciala	0.00	0.00	0.00	0.00	31,869.98	31,869.98	31,869.98	31,869.98	31,869.98	31,869.98	0.00	0.00
550.01	Disponibili din fonduri cu destinatie speciala	0.00	0.00	0.00	0.00	31,869.98	31,869.98	31,869.98	31,869.98	31,869.98	31,869.98	0.00	0.00
550.01.01	Disponibili din fonduri cu destinatie speciala la trezorerie	0.00	0.00	0.00	0.00	31,869.98	31,869.98	31,869.98	31,869.98	31,869.98	31,869.98	0.00	0.00
581	Viramente interne	0.00	0.00	0.00	0.00	1,252,551.05	1,252,551.05	1,252,551.05	1,252,551.05	1,252,551.05	1,252,551.05	0.00	0.00
581.01	Viramente interne	0.00	0.00	0.00	0.00	1,252,551.05	1,252,551.05	1,252,551.05	1,252,551.05	1,252,551.05	1,252,551.05	0.00	0.00
581.01.01	Viramente interne - activitatea operationala	0.00	0.00	0.00	0.00	1,252,551.05	1,252,551.05	1,252,551.05	1,252,551.05	1,252,551.05	1,252,551.05	0.00	0.00
602	Cheltuieli cu materialele consumabile	0.00	0.00	0.00	0.00	170,954.71	170,954.71	170,954.71	170,954.71	170,954.71	170,954.71	0.00	0.00
602.02	Cheltuieli privind combustibilul	0.00	0.00	0.00	0.00	81,479.66	81,479.66	81,479.66	81,479.66	81,479.66	81,479.66	0.00	0.00
602.02.00	Cheltuieli privind combustibilul	0.00	0.00	0.00	0.00	81,479.66	81,479.66	81,479.66	81,479.66	81,479.66	81,479.66	0.00	0.00
602.08	Cheltuieli privind alte materiale consumabile	0.00	0.00	0.00	0.00	89,475.05	89,475.05	89,475.05	89,475.05	89,475.05	89,475.05	0.00	0.00
602.08.00	Cheltuieli privind alte materiale consumabile	0.00	0.00	0.00	0.00	89,475.05	89,475.05	89,475.05	89,475.05	89,475.05	89,475.05	0.00	0.00
603	Cheltuieli privind materialele de natura obiectelor de inventar	0.00	0.00	0.00	0.00	5,379.00	5,379.00	5,379.00	5,379.00	5,379.00	5,379.00	0.00	0.00
603.00	Cheltuieli privind materialele de natura obiectelor de inventar	0.00	0.00	0.00	0.00	5,379.00	5,379.00	5,379.00	5,379.00	5,379.00	5,379.00	0.00	0.00
603.00.00	Cheltuieli privind materialele de natura obiectelor de inventar	0.00	0.00	0.00	0.00	5,379.00	5,379.00	5,379.00	5,379.00	5,379.00	5,379.00	0.00	0.00
610	Cheltuieli privind energia si apa	0.00	0.00	0.00	0.00	69,681.63	69,681.63	69,681.63	69,681.63	69,681.63	69,681.63	0.00	0.00
610.00	Cheltuieli privind energia si apa	0.00	0.00	0.00	0.00	69,681.63	69,681.63	69,681.63	69,681.63	69,681.63	69,681.63	0.00	0.00
610.00.00	Cheltuieli privind energia si apa	0.00	0.00	0.00	0.00	69,681.63	69,681.63	69,681.63	69,681.63	69,681.63	69,681.63	0.00	0.00
611	Cheltuieli cu intretinerea si reparatiile	0.00	0.00	0.00	0.00	36,493.60	36,493.60	36,493.60	36,493.60	36,493.60	36,493.60	0.00	0.00
611.00	Cheltuieli cu intretinerea si reparatiile	0.00	0.00	0.00	0.00	36,493.60	36,493.60	36,493.60	36,493.60	36,493.60	36,493.60	0.00	0.00
611.00.00	Cheltuieli cu intretinerea si reparatiile	0.00	0.00	0.00	0.00	36,493.60	36,493.60	36,493.60	36,493.60	36,493.60	36,493.60	0.00	0.00
614	Cheltuieli cu deplasari, detasari, transferari	0.00	0.00	0.00	0.00	6,458.00	6,458.00	6,458.00	6,458.00	6,458.00	6,458.00	0.00	0.00
614.00	Cheltuieli cu deplasari, detasari, transferari	0.00	0.00	0.00	0.00	6,458.00	6,458.00	6,458.00	6,458.00	6,458.00	6,458.00	0.00	0.00
614.00.00	Cheltuieli cu deplasari, detasari, transferari	0.00	0.00	0.00	0.00	6,458.00	6,458.00	6,458.00	6,458.00	6,458.00	6,458.00	0.00	0.00
622	Cheltuieli privind comisiunile si onorariile	0.00	0.00	0.00	0.00	124,355.59	124,355.59	124,355.59	124,355.59	124,355.59	124,355.59	0.00	0.00
622.00	Cheltuieli privind comisiunile si onorariile	0.00	0.00	0.00	0.00	124,355.59	124,355.59	124,355.59	124,355.59	124,355.59	124,355.59	0.00	0.00
622.00.00	Cheltuieli privind comisiunile si onorariile	0.00	0.00	0.00	0.00	124,355.59	124,355.59	124,355.59	124,355.59	124,355.59	124,355.59	0.00	0.00
624	Cheltuieli cu transportul de bunuri si personal	0.00	0.00	0.00	0.00	9,595.00	9,595.00	9,595.00	9,595.00	9,595.00	9,595.00	0.00	0.00
624.01	Cheltuieli cu transportul de bunuri	0.00	0.00	0.00	0.00	6,201.00	6,201.00	6,201.00	6,201.00	6,201.00	6,201.00	0.00	0.00
624.01.00	Cheltuieli cu transportul de bunuri	0.00	0.00	0.00	0.00	6,201.00	6,201.00	6,201.00	6,201.00	6,201.00	6,201.00	0.00	0.00
624.02	Cheltuieli cu transportul de personal	0.00	0.00	0.00	0.00	3,394.00	3,394.00	3,394.00	3,394.00	3,394.00	3,394.00	0.00	0.00
624.02.00	Cheltuieli cu transportul de personal	0.00	0.00	0.00	0.00	3,394.00	3,394.00	3,394.00	3,394.00	3,394.00	3,394.00	0.00	0.00
626	Cheltuieli postale si taxe de telecomunicatii	0.00	0.00	0.00	0.00	21,513.45	21,513.45	21,513.45	21,513.45	21,513.45	21,513.45	0.00	0.00
626.00	Cheltuieli postale si taxe de telecomunicatii	0.00	0.00	0.00	0.00	21,513.45	21,513.45	21,513.45	21,513.45	21,513.45	21,513.45	0.00	0.00



Simbolul conturilor	Denumirea conturilor	Solduri initial		Rulaje precedente		Rulaje Lunare		Julaj Cumulat		Total Sume		Solduri Finale	
		Debitoare	Creditoare	Debitoare	Creditoare	Debitoare	Creditoare	Debitoare	Creditoare	Debitoare	Creditoare	Debitoare	Creditoare
626.00.00	Cheltuieli postale si taxe de telecomunicatii	0.00	0.00	0.00	0.00	21,513.45	21,513.45	21,513.45	21,513.45	21,513.45	21,513.45	0.00	0.00
628	Alte cheltuieli cu serviciile executate de terti	0.00	0.00	0.00	0.00	458,869.06	458,869.06	458,869.06	458,869.06	458,869.06	458,869.06	0.00	0.00
628.00	Alte cheltuieli cu serviciile executate de terti	0.00	0.00	0.00	0.00	458,869.06	458,869.06	458,869.06	458,869.06	458,869.06	458,869.06	0.00	0.00
628.00.00	Alte cheltuieli cu serviciile executate de terti	0.00	0.00	0.00	0.00	458,869.06	458,869.06	458,869.06	458,869.06	458,869.06	458,869.06	0.00	0.00
629	Alte cheltuieli autorizate prin dispozitii legale	0.00	0.00	0.00	0.00	181,266.06	181,266.06	181,266.06	181,266.06	181,266.06	181,266.06	0.00	0.00
629.01	Alte cheltuieli autorizate prin dispozitii legale - cheltuieli curente	0.00	0.00	0.00	0.00	181,266.06	181,266.06	181,266.06	181,266.06	181,266.06	181,266.06	0.00	0.00
629.01.00	Alte cheltuieli autorizate prin dispozitii legale - cheltuieli curente	0.00	0.00	0.00	0.00	181,266.06	181,266.06	181,266.06	181,266.06	181,266.06	181,266.06	0.00	0.00
641	Cheltuieli cu salariile personalului	0.00	0.00	0.00	0.00	1,020,687.00	1,020,687.00	1,020,687.00	1,020,687.00	1,020,687.00	1,020,687.00	0.00	0.00
641.00	Cheltuieli cu salariile personalului	0.00	0.00	0.00	0.00	1,020,687.00	1,020,687.00	1,020,687.00	1,020,687.00	1,020,687.00	1,020,687.00	0.00	0.00
641.00.00	Cheltuieli cu salariile personalului	0.00	0.00	0.00	0.00	1,020,687.00	1,020,687.00	1,020,687.00	1,020,687.00	1,020,687.00	1,020,687.00	0.00	0.00
642	Cheltuieli salariale in natura	0.00	0.00	0.00	0.00	5,155.00	5,155.00	5,155.00	5,155.00	5,155.00	5,155.00	0.00	0.00
642.00	Cheltuieli salariale in natura	0.00	0.00	0.00	0.00	5,155.00	5,155.00	5,155.00	5,155.00	5,155.00	5,155.00	0.00	0.00
642.00.00	Cheltuieli salariale in natura	0.00	0.00	0.00	0.00	5,155.00	5,155.00	5,155.00	5,155.00	5,155.00	5,155.00	0.00	0.00
645	Cheltuieli privind asigurarile sociale	0.00	0.00	0.00	0.00	23,388.00	23,388.00	23,388.00	23,388.00	23,388.00	23,388.00	0.00	0.00
645.07	Cheltuieli cu contributia asiguratorie pentru munca	0.00	0.00	0.00	0.00	23,388.00	23,388.00	23,388.00	23,388.00	23,388.00	23,388.00	0.00	0.00
645.07.00	Cheltuieli cu contributia asiguratorie pentru munca	0.00	0.00	0.00	0.00	23,388.00	23,388.00	23,388.00	23,388.00	23,388.00	23,388.00	0.00	0.00
658	Alte cheltuieli operationale	0.00	0.00	0.00	0.00	11,783.15	11,783.15	11,783.15	11,783.15	11,783.15	11,783.15	0.00	0.00
658.01	Alte cheltuieli operationale	0.00	0.00	0.00	0.00	11,783.15	11,783.15	11,783.15	11,783.15	11,783.15	11,783.15	0.00	0.00
658.01.01	Alte cheltuieli operationale	0.00	0.00	0.00	0.00	11,783.15	11,783.15	11,783.15	11,783.15	11,783.15	11,783.15	0.00	0.00
677	Ajutoare sociale	0.00	0.00	0.00	0.00	120,653.80	120,653.80	120,653.80	120,653.80	120,653.80	120,653.80	0.00	0.00
677.00	Ajutoare sociale	0.00	0.00	0.00	0.00	120,653.80	120,653.80	120,653.80	120,653.80	120,653.80	120,653.80	0.00	0.00
677.00.00	Ajutoare sociale	0.00	0.00	0.00	0.00	120,653.80	120,653.80	120,653.80	120,653.80	120,653.80	120,653.80	0.00	0.00
679	Alte cheltuieli	0.00	0.00	0.00	0.00	87,850.00	87,850.00	87,850.00	87,850.00	87,850.00	87,850.00	0.00	0.00
679.00	Alte cheltuieli	0.00	0.00	0.00	0.00	87,850.00	87,850.00	87,850.00	87,850.00	87,850.00	87,850.00	0.00	0.00
679.00.00	Alte cheltuieli	0.00	0.00	0.00	0.00	87,850.00	87,850.00	87,850.00	87,850.00	87,850.00	87,850.00	0.00	0.00
681	Cheltuieli operationale privind amortizarile, provizionale si ajustrile	0.00	0.00	0.00	0.00	15,066.00	15,066.00	15,066.00	15,066.00	15,066.00	15,066.00	0.00	0.00
681.01	Cheltuieli operationale privind amortizarea activelor fixe	0.00	0.00	0.00	0.00	15,066.00	15,066.00	15,066.00	15,066.00	15,066.00	15,066.00	0.00	0.00
681.01.00	Cheltuieli operationale privind amortizarea activelor fixe	0.00	0.00	0.00	0.00	15,066.00	15,066.00	15,066.00	15,066.00	15,066.00	15,066.00	0.00	0.00
682	Cheltuieli cu activelor fixe neamortizabile	0.00	0.00	0.00	0.00	1,645,946.24	1,645,946.24	1,645,946.24	1,645,946.24	1,645,946.24	1,645,946.24	0.00	0.00
682.01	Cheltuieli cu activelor fixe corporale neamortizabile	0.00	0.00	0.00	0.00	1,645,946.24	1,645,946.24	1,645,946.24	1,645,946.24	1,645,946.24	1,645,946.24	0.00	0.00
682.01.09	Cheltuieli cu activelor fixe corporale neamortizabile - altele	0.00	0.00	0.00	0.00	1,645,946.24	1,645,946.24	1,645,946.24	1,645,946.24	1,645,946.24	1,645,946.24	0.00	0.00
731	Impozit pe venit, profit si castiguri din capitalul de la persoane fizice	0.00	0.00	0.00	0.00	1,108,326.98	1,108,326.98	1,108,326.98	1,108,326.98	1,108,326.98	1,108,326.98	0.00	0.00
731.01	Impozit pe venit	0.00	0.00	0.00	0.00	3,211.50	3,211.50	3,211.50	3,211.50	3,211.50	3,211.50	0.00	0.00
731.01.00	Impozit pe venit	0.00	0.00	0.00	0.00	3,211.50	3,211.50	3,211.50	3,211.50	3,211.50	3,211.50	0.00	0.00
731.02	Cote si sume defalcate din impozitul pe venit	0.00	0.00	0.00	0.00	1,105,115.48	1,105,115.48	1,105,115.48	1,105,115.48	1,105,115.48	1,105,115.48	0.00	0.00




Simbolul conturilor	Denumirea conturilor	Solduri initie		Rulaje precedente		Rulaje Lunare		Rulaj Cumulat		Total Sume		Solduri Finale	
		Debitoare	Creditoare	Debitoare	Creditoare	Debitoare	Creditoare	Debitoare	Creditoare	Debitoare	Creditoare	Debitoare	Creditoare
731.02.00	Cote si sume defalcate din impozitul pe venit	0.00	0.00	0.00	0.00	1,105,115.48	1,105,115.48	1,105,115.48	1,105,115.48	1,105,115.48	1,105,115.48	0.00	0.00
734	Impozite si taxe pe proprietate	0.00	0.00	0.00	0.00	342,011.88	342,011.88	342,011.88	342,011.88	342,011.88	342,011.88	0.00	0.00
734.00	Impozite si taxe pe proprietate	0.00	0.00	0.00	0.00	342,011.88	342,011.88	342,011.88	342,011.88	342,011.88	342,011.88	0.00	0.00
734.00.00	Impozite si taxe pe proprietate	0.00	0.00	0.00	0.00	342,011.88	342,011.88	342,011.88	342,011.88	342,011.88	342,011.88	0.00	0.00
735	Impozite si taxe pe bunuri si servicii	0.00	0.00	0.00	0.00	1,065,115.96	1,065,115.96	1,065,115.96	1,065,115.96	1,065,115.96	1,065,115.96	0.00	0.00
735.02	Sume defalcate din TVA	0.00	0.00	0.00	0.00	988,457.00	988,457.00	988,457.00	988,457.00	988,457.00	988,457.00	0.00	0.00
735.02.00	Sume defalcate din TVA	0.00	0.00	0.00	0.00	988,457.00	988,457.00	988,457.00	988,457.00	988,457.00	988,457.00	0.00	0.00
735.05	Taxe pe servicii specifice	0.00	0.00	0.00	0.00	2,774.00	2,774.00	2,774.00	2,774.00	2,774.00	2,774.00	0.00	0.00
735.05.00	Taxe pe servicii specifice	0.00	0.00	0.00	0.00	2,774.00	2,774.00	2,774.00	2,774.00	2,774.00	2,774.00	0.00	0.00
735.06	Taxe pe utilizarea bunurilor, autorizarea utilizarii bunurilor sau pe d	0.00	0.00	0.00	0.00	73,884.96	73,884.96	73,884.96	73,884.96	73,884.96	73,884.96	0.00	0.00
735.06.00	Taxe pe utilizarea bunurilor, autorizarea utilizarii bunurilor sau pe d	0.00	0.00	0.00	0.00	73,884.96	73,884.96	73,884.96	73,884.96	73,884.96	73,884.96	0.00	0.00
735.06.02	Alte taxe pe utilizarea bunurilor, autorizarea utilizarii bunurilor sau pe d	0.00	0.00	0.00	0.00	214.00	214.00	214.00	214.00	214.00	214.00	0.00	0.00
739	Alte impozite si taxe fiscale	0.00	0.00	0.00	0.00	9.00	9.00	9.00	9.00	9.00	9.00	0.00	0.00
739.00	Alte impozite si taxe fiscale	0.00	0.00	0.00	0.00	9.00	9.00	9.00	9.00	9.00	9.00	0.00	0.00
739.00.00	Alte impozite si taxe fiscale	0.00	0.00	0.00	0.00	9.00	9.00	9.00	9.00	9.00	9.00	0.00	0.00
750	Venituri din proprietate	0.00	0.00	0.00	0.00	71,501.98	71,501.98	71,501.98	71,501.98	71,501.98	71,501.98	0.00	0.00
750.00	Venituri din proprietate	0.00	0.00	0.00	0.00	71,501.98	71,501.98	71,501.98	71,501.98	71,501.98	71,501.98	0.00	0.00
750.00.00	Venituri din proprietate	0.00	0.00	0.00	0.00	71,501.98	71,501.98	71,501.98	71,501.98	71,501.98	71,501.98	0.00	0.00
751	Venituri din vanzari de bunuri si servicii	0.00	0.00	0.00	0.00	92,710.10	92,710.10	92,710.10	92,710.10	92,710.10	92,710.10	0.00	0.00
751.01	Venituri din prestari de servicii si alte activitati	0.00	0.00	0.00	0.00	47,641.00	47,641.00	47,641.00	47,641.00	47,641.00	47,641.00	0.00	0.00
751.01.00	Venituri din prestari de servicii si alte activitati	0.00	0.00	0.00	0.00	47,641.00	47,641.00	47,641.00	47,641.00	47,641.00	47,641.00	0.00	0.00
751.02	Venituri din taxe administrative, eliberari permise	0.00	0.00	0.00	0.00	534.60	534.60	534.60	534.60	534.60	534.60	0.00	0.00
751.02.00	Venituri din taxe administrative, eliberari permise	0.00	0.00	0.00	0.00	534.60	534.60	534.60	534.60	534.60	534.60	0.00	0.00
751.03	Amenzi, penalitati si confiscari	0.00	0.00	0.00	0.00	8,697.50	8,697.50	8,697.50	8,697.50	8,697.50	8,697.50	0.00	0.00
751.03.00	Amenzi, penalitati si confiscari	0.00	0.00	0.00	0.00	8,697.50	8,697.50	8,697.50	8,697.50	8,697.50	8,697.50	0.00	0.00
751.04	Diverse venituri	0.00	0.00	0.00	0.00	5,837.00	5,837.00	5,837.00	5,837.00	5,837.00	5,837.00	0.00	0.00
751.04.00	Diverse venituri	0.00	0.00	0.00	0.00	5,837.00	5,837.00	5,837.00	5,837.00	5,837.00	5,837.00	0.00	0.00
751.05	Transferuri voluntare, altele decat subventiile (donatii, sponsorizari)	0.00	0.00	0.00	0.00	30,000.00	30,000.00	30,000.00	30,000.00	30,000.00	30,000.00	0.00	0.00
751.05.00	Transferuri voluntare, altele decat subventiile (donatii, sponsorizari)	0.00	0.00	0.00	0.00	30,000.00	30,000.00	30,000.00	30,000.00	30,000.00	30,000.00	0.00	0.00
770	Finantarea de la buget	0.00	0.00	0.00	0.00	3,986,893.95	3,986,893.95	3,986,893.95	3,986,893.95	3,986,893.95	3,986,893.95	0.00	0.00
770.00	Finantarea de la buget	0.00	0.00	0.00	0.00	3,986,893.95	3,986,893.95	3,986,893.95	3,986,893.95	3,986,893.95	3,986,893.95	0.00	0.00
770.00.00	Finantarea de la buget	0.00	0.00	0.00	0.00	3,986,893.95	3,986,893.95	3,986,893.95	3,986,893.95	3,986,893.95	3,986,893.95	0.00	0.00
772	Venituri din subventii	0.00	0.00	0.00	0.00	1,185,981.90	1,185,981.90	1,185,981.90	1,185,981.90	1,185,981.90	1,185,981.90	0.00	0.00
772.01	Subventii de la bugetul de stat	0.00	0.00	0.00	0.00	1,185,981.90	1,185,981.90	1,185,981.90	1,185,981.90	1,185,981.90	1,185,981.90	0.00	0.00
772.01.00	Subventii de la bugetul de stat	0.00	0.00	0.00	0.00	1,185,981.90	1,185,981.90	1,185,981.90	1,185,981.90	1,185,981.90	1,185,981.90	0.00	0.00

Simbolul conturilor	Denumirea conturilor	Solduri initiale		Rulaje precedente		Rulaje Lunare		Rulaj Cumulat		Total Sume		Solduri Finale	
		Debitoare	Creditoare	Debitoare	Creditoare	Debitoare	Creditoare	Debitoare	Creditoare	Debitoare	Creditoare	Debitoare	Creditoare
TOTAL		19,168,348.00	19,168,348.00	0.00	0.00	32,568,934.84	32,568,934.84	32,568,934.84	32,568,934.84	51,737,282.84	51,737,282.84	19,369,423.14	19,369,423.14
TOTAL	Total balanta	19,168,348.00	19,168,348.00	0.00	0.00	32,568,934.84	32,568,934.84	32,568,934.84	32,568,934.84	51,737,282.84	51,737,282.84	19,369,423.14	19,369,423.14

Conducatorul institutiei  
SAVA GIGEL

*Sava Gigel*



Conducatorul compartimentului financiar -  
contabil

*[Signature]*